

RINGWOOD AND DISTRICT CRICKET ASSOCIATION INC.

No. A0110509M
ABN 33 869 448 061



2023/2024 ANNUAL REPORT

**Presented to Club Delegates at the Annual General Meeting
held on Monday 19th August 2024**

RINGWOOD AND DISTRICT CRICKET ASSOCIATION INC

OFFICE BEARERS – SEASON 2023/24

Board of Management

President of RDCA (Chairman)	Michael Finn
Administration Manager	Timothy Court
Finance Manager	Graeme Seymour
Senior Representative	David Peel
Junior Representative	Sean Flynn
Veterans Representative	David Sherlock
Womens Representative	Linda Bailey
Outer East Region Director & VMCU delegate	Pat Meehan
Marketing Manager	Jo Fairy

Senior Committee

Chairman	David Peel
Secretary	Paul Brouard
Registration Secretary/My Cricket Admin	Adam Kuklycx
Other committee members	Ryan Smith, Damian Ford, Pat Meehan, Jordan Russell and Chris Anderson

Junior Committee

Junior President:	Sean Flynn
Junior Secretary:	Bill Stafford
Junior Representative Coordinator:	Bill Stafford

Veterans Committee

Veterans President:	David Sherlock
Veterans Secretary:	Peter Chamings
Veterans General Committee:	Paul Jones

Women's Committee

Womens Chair:	Linday Bailey
Other committee members	Dee Callanan, Keltie Blake, Tracey Helman, Belinda Carter, Jas Harrison, Briony Polkinghorne, Liz Ahern, Pamela Vodopier, Pat Meehan, Gemma Vodopier, Alyse Dines, Hailey Ferris

Other

Umpires Association President	Jordan Russell
Umpires Association Secretary	Adam Kuklycx
Ball Manager	Ian Spencer

Life Members:

J. Austin (dec)	R. Baldwin (dec)	W. Baldwin (dec)	W. Barkway (dec)
J. Barrett (dec)	D. Beatty	F. Bibby (dec)	R. Bisset (dec)
A. Bonnett (dec)	J. Browne (dec)	I. Callen	G. Chandler (dec)
G. Chapman (dec)	F. Clota (dec)	M. Cooper (dec)	T. Court
W. Dean (dec)	I. Dench	K. Dunham (dec)	R. Ellis (dec)
P. Edie (dec)	T. Gawne	J. Goodall (dec)	T.A. Hall (dec)
C. Hochkins (dec)	F. Hodgkins (dec)	P. James (dec)	K. Johnston (dec)
R. Johnston (dec)	S. Lennard (dec)	J. Luscombe	H. Matthews (dec)
L.H. McLeod (dec)	P. McCallum (OAM) (dec)	J. Macmillan (dec)	G. Mason
S. Minetti	A. Miles (dec)	P. Meehan	A. Neil (dec)
S. Newey	Mrs. A. Pascoe	S. Pascoe (OAM)	F. Pegler (dec)
C. Puddyphatt (dec)	A. Reidy (dec)	L. Salvana (dec)	C. Sleeman (dec)
D. Smith (dec)	I. Spencer	J. Springett (dec)	W. Stafford
R. Stoney (dec)	N. Taylor (dec)	L. Trollope (dec)	N. Tull
A. Wescott (dec)	R.G. Wilkins (dec)	W. Wilkins (OAM)	M. Williams (dec)

Awarded Life Membership in the YVCA

D Campbell	A. Cowley	T.H.T. Drummond	R. Finger
V. Haag	A. Hammond	C. Hodgson	G.L. Johnson
W. Johnson	W. Madden	R. McGuire	W. McLean
G. Mitchell	J. Pocket	D.J. Strachan	H.W. Riseborough
K. Thompson			

Hall of Fame:

Legends

A.R. (Bob) Bisset,
W.D. (Bill) Dean OAM J.P. ,
J.F. (Fred) Hodgkins,
P.T. (Pat) Meehan,
S.N. (Stuart) Newey,
S.J.(Steve) Pascoe OAM
I.J. (Ian) Spencer
D.J. (Don) Strachan ASM J.P,
K.L. (Lindsay) Trollope ASM
W.R. (Bill) Wilkins OAM

Inductees

R. W. (Roy) Baldwin OAM,
W.K. (Bill) Baldwin,
A.R. (Bob) Bisset,
J. (Jason) Disney,
A.R. (Andrew) Downs,
K.J. (Ken) Dunham,
M. (Michael) Edwards,
L.J. (Lincoln) Grigg,
A.R. (Adrian) Hammond
K.B. (Ken) Johnston,
J.W. (Jeff) Luscombe,
P.T. (Pat) Meehan,
G.A.C. (Greg) Mitchell,
D.P. (Dave), Mooney,
S.N. (Stuart) Newey,
A. J. (Ann) Pascoe,
M.F. (Michael) Piggott,
M. (Martien) Pruyers,
D.W. (Don) Smith,
W.G. (Bill) Stafford,
K.G. (Ken) Trollope,
M.A. (Mark) Unternahrer.

TABLE OF CONTENTS

BOM REPORTS	4
President - Michael Finn	4
Finance Manager - Graeme Seymour	6
VMCU - Pat Meehan	10
Outer East Metro - Pat Meehan	11
SENIOR COMMITTEE REPORTS	13
Chairman - David Peel	13
Representative Cricket - Pat Meehan	15
Umpires Association - Jordan Russell	16
JUNIOR COMPETITION REPORT	18
Chairman - Sean Flynn	18
Junior Secretary - Bill Stafford	19
VMCU Carnival- Bill Stafford	23
VETERANS COMPETITION REPORT	26
Chairman - Dave Sherlock	26
WOMENS COMPETITION REPORT	27
Chairman - Linda Bailey	27
STATISTICAL INFORMATION 2023/2024	29
LINDSAY TROLLOPE SHIELD	30
BILL WILKINS CUP	33
STUART NEWWEY PLATE	36
STEVE PASCOE SHIELD	39
PAT MEEHAN SHIELD	43
IAN SPENCER SHIELD	46
DAVID BEATTY SHIELD	50
DON SMITH SHIELD	53
JOHN SPRINGETT SHIELD	56
“A” GRADE – NEIL TULL SHIELD	60
“B” GRADE – ANN PASCOE SHIELD	61
“C” GRADE – DJ STRACHAN SHIELD	62
“D” GRADE – ADRIAN HAMMOND	63
“E” GRADE - Stuart Minetti Shield	64
“F” GRADE – IAN DENCH SHIELD	65
“G” GRADE – JOHN MACMILLAN SHIELD	66
“H” GRADE – TIMOTHY COURT SHIELD	67
“I” GRADE – TONY GAWNE SHIELD	68
“J” GRADE - GREGOR MASON SHIELD	69
Masters 1 - Peter White Memorial Shield	70
Masters 2 - Ken Johnston Trophy	71
Masters 3 - Bill and Marg Stafford Trophy	72
Women's - A Grade	73
Women's - B Grade	74
Women's - C Grade Blue	75
Women's - C Grade White	76
Women's - D Grade	77
AWARD WINNERS	78
CLUB CHAMPIONSHIP – Phil McCallum award	78
SPIRIT OF CRICKET TROPHY – Ron Ellis award	78
BEST ADMINISTERED CLUB – Bob Bisset award	78
UMPIRE OF THE YEAR TROPHY – Ken Dunham award	78
FRED HODGKINS ALL STAR TEAM OF THE YEAR	78
BEST and FAIREST AWARDS	79
ALLROUNDER TROPHIES	79
BATTING and BOWLING AVERAGES	80
SENIOR MENS PREMIERSHIPS WON from 1966/67 to 2023/2024	83

BOM REPORTS

President - Michael Finn

Congratulations to everyone on the completion of yet another successful season.

Can I start expressing my thanks and gratitude to my fellow board members committee members and their heads, the umpires and all other RDCA stakeholders for their continued efforts to ensure the RDCA remains as one of the Top community cricket Association is not only in Victoria, but also Australia.

To all of our sponsors we say a huge thank you for your ongoing support. What we are as one of Victoria's leading Community Cricket Associations isn't possible without you and we look forward to ongoing success with your support.

Congratulations to all Premiere's and their clubs am I great thanks to every single club, the committees their players, and most importantly, the volunteers in their continued support of the RDCA.

My congratulations also to the RDCA's newest Hall of Fame and legend inductees

Stuart Newey - HOF / Legend

Michael Edwards - HOF

Adrian Hammond - HOF

Jeff Luscomb - HOF

Michael Piggot - HOF

The season in review

Season 23/24 begin with a significant upgrade/overhaul to the Premiere and district structure from the senior men's committee along with the addition of play HQ.

The senior committee faced some growing pains relation to both, but in the end, due to the effort put in by all the senior committee were able to launch and successfully start the season.

As we approached finals we worked through a significant weather challenge which again saw the senior committees effort and expertise called upon to ensure continuity and a successful final series and conclusion to the season.

Our T-20 competition also was given a significant upgrade, and re-launched again in big Bash format, which proved to be an unwavering success. The focus for season 24/25 is to build upon our learnings within this framework, expand the competition yet again. Congratulations to Damian Ford specifically on a job very well done.

Our juniors completed yet again, another successful season lead strongly by Sean, Bill and a very capable committee. Although we saw 5% reduction in overall playing numbers, our

focus is to ensure we work with all aspects of the junior game to retain our current players, but also to expand the funnel to attract new ones.

Women's competition continues to go from strength to strength moving from three grades to 4 grades on a Sunday and included inaugural mid week T20 competition.

That women's competition continues to lead the way in the outer east with new clubs, joining every year. Melbourne's most successful community women's competition.

How veterans competition holds firm, but we look to put a plan in place in season 24,25 to potentially increase those numbers.

Lastly after holding a successful SGM to consider applications from two clubs to join the RDCA in season 24,25, the RDCA would also like to formally welcome to our association, Heatherdale and Vermont, cricket clubs.

Looking Forward Season 24/25

The ongoing implementation of play HQ into modern cricket, will still be a challenge for some in season 24/ 25.

The RDCA of knowledge is that and will continue to do everything at Ken to streamline and minimise any impact to committee members and clubs as this journey continues.

The board continues to take actions in direct alignment with the RDCA's strategic plan which will see us put to the clubs our revised constitution in the coming months for approval as we move into our next phase of growth.

The RDCA is strongly committed to providing clubs and its committee volunteers with administrative support to ensure the competitions longevity and to ensure at a club committee level communication with the RDCA is professionalised as much as possible to make Club volunteer life as easy as possible as well as saving time.

Our T-20 competition is primed for significant expansion in team Numbers as it is our women's competition, and we look forward to that continued growth.

Your seniors and juniors will follow through with their current format and consolidate with numbers at this stage, looking to hold firm or potentially slightly increase.

We look forward to working with our umpires committee through our senior committee are doing everything we can to not only stabilise umpire numbers, but also to add to umpires numbers for season 24/ 25 and beyond.

The overarching theme for the board in this coming year, will be consolidation and implementation of existing strategies to ensure the continued success and growth of the RDCA.

On a personal level, I would like to thank you all for your friendship and your continued support, and I look forward to serving you all again in the coming season.

Finance Manager - Graeme Seymour

Season 2023/24 was another very successful season for the RDCA with even the “Weather Gods” smiling on us with minimal games or round interruptions during the Season.

Financially, 2023/24 was also a very successful year. Income (excluding Umpire Match Day Fees where we only act as a collection & payment facility for all RDCA Umpires) increased from \$362,071 (2023) to \$402,193 this year.

Major revenue increases being Ball Sales \$206,886 (\$180,931), Sponsorship Income \$66,681 (\$58,794), T20 Competition Registration Fees \$11,273 (\$8,455), Interest \$4,193 (\$559). The only significant reduction in revenue was the absence of any Government or Cricket Victoria Grant monies this year. (\$7,500 in 2023)

Expenditure increased from \$347,202 (2023) to \$388,791 this year. The major increases being Ball Purchases \$197,383 (\$174,603), Honorariums \$38,950 (\$31,450), Junior Girls Academy costs (a new RDCA initiative this season) \$4,545 (\$0), Equipment, Clothing & Trophy costs \$39,235 (\$34,141).

For the year ended 31st May 2024, the RDCA has recorded a Surplus of \$13,402 for the year (\$14,799 in 2023). This result was just ahead of my budget projections & should be considered a very good result.

At year end we have Cash Reserves of \$161,654 (\$150,605 last year) & negligible debt. This places us in an extremely strong position to enter into season 2024/25 & beyond where we are going to face many changes, not the least of which will be the need to give future consideration to the appointment of a full time/part time RDCA Administration Manger to lessen the workload on the many Volunteers currently giving of their time to keep the RDCA functioning effectively. I am sure that other people will speak to this issue either tonight or in the various forums during the course of the coming season.

In closing my report for 2023/24 I would like to thank all the Association’s sponsors for their continuing support, both in cash & kind. Without these sponsors & all the Association & Club Volunteers, the RDCA would not be the pre-eminent Metropolitan Cricket Competition that is today.

On a personal note, I would also like to thank all Club Treasurers for their co-operation during last season.

Ringwood & District Cricket Association Inc.

ABN 33 869 448 061

**Income & Expenditure Statement
Year Ended 31 May 2024**

	2024	2023
	\$	\$
Income		
Affiliation Fees	60,559	60,495
Umpires Subscriptions	1,364	1,527
Veterans Match fees etc.	2,173	1,764
T20 Competition Registration fees	11,273	8,455
Fines & Charges	739	800
Junior Carnival Clothing, Coaching Fees & Photo costs recouped	14,582	13,418
Junior Girls Academy Registration fees	1,439	-
Donations/Sponsorship	66,681	58,794
Grants - Government		5,000
Cricket Victoria/VMCU		2,500
VMCU Junior Carnival Umpire Subsidy	3,760	4,270
Sundry Income	1,076	7
Veterans Dinner	1,050	-
Senior Presentation Nights Revenue	17,400	15,836
Umpire Match Day fees collected	187,940	147,500
Dividend received - Telstra	236	230
Interest received	4,193	559
Sales		
Ball Sales (Net of Rebates)	206,886	180,931
Scorebook Sales	7,445	7,167
Umpires Equipment & Clothing	455	255
Veterans Clothing	882	64
Total Sales	<u>215,668</u>	<u>188,416</u>
Total Income	<u>590,133</u>	<u>509,571</u>
Cost of Sales		
Cricket Ball Purchases	197,383	174,603
Scorebook Costs	7,200	7,644
Ball Handling Expenses	1,000	1,000
Total Cost of Sales	<u>205,583</u>	<u>183,248</u>
Gross Profit	<u>384,550</u>	<u>326,324</u>

Expenses		
Administration Expenses		
Honorariums	38,950	31,450
Bad & Doubtful debts	119	16
Social Media Management	5,000	5,000
Junior Coaching Directors fee	-	5,000
Junior Talent Coaching Fee	-	600
Audit Fee	800	800
Trade Mark Registration Costs	-	400
PO Box Rental	140	139
Other Junior Expenses	123	20
Investigation Officer fees	450	320
Marketing Expenses	12,000	11,000
Strategic Plan Development costs	655	-
Total Administration Expenses	63,807	59,170
Operating Expenses		
Telephone & Internet Costs	2,532	870
Printing & Typing	255	174
Computer Maintenance/Software	1,142	804
Government Charges	127	122
Ground & Hall rental	335	1,964
Affiliation & Registration Fees	150	250
Website & Email Hosting costs	516	2,026
Office Rent	2,473	683
Office Utility & Cleaning Expenses	1,279	655
Live Streaming costs	564	200
Umpires Match Day Payments	187,940	147,570
Sundry Expenses	125	143
Junior Carnival Coaches Fees	7,000	7,000
Junior Carnival Team Photo Costs	5,040	5,550
Junior Girls Academy costs	4,545	-
Umpires Fees	10,520	9,200
Umpires expenses	674	535
20/20 Competition Prize Monies	8,000	8,000
Depreciation of equipment	439	461
Pennants, Plaques & Medals	4,675	4,626
Player Insurance	-	110
Club & Player Welfare Support	1,300	2,000
Total Operating Expenses	239,631	192,943
Social Expenses		
Senior Presentation Nights	23,318	22,132
Junior Presentation Night	1,927	1,777
Catering	3,230	1,362
Total Social Expenses	28,475	25,272
Equipment, Clothing, Trophies		
Junior Trophies & Medals	9,814	9,257
Caps & Clothing purchased	17,388	14,172
Senior Trophies & Medals	12,033	10,711
Total Equipment, Clothing, Trophies	39,235	34,141
Total Expenses	371,148	311,525
Net Income /(Loss) for the Year	\$13,402	\$14,799

Ringwood & District Cricket Association Inc.

ABN 33 869 448 061

Statement of Assets & Liabilities Year Ended 31 May 2024

	2024	2023
Assets	\$	\$
Current Assets		
Cash On Hand		
Cheque Account	735	78,192
Cricket Ball Account	1,459	12,200
Club Guarantee Funds	3,800	3,900
RDCA/YVCA Transition Funds	31,377	35,403
Mastercard Account	653	-
Sandhurst Trustees Managed Funds	101,885	-
Term Deposit- Bendigo Bank	21,745	20,910
Total Cash On Hand	<u>161,654</u>	<u>150,605</u>
Debtors - Clubs & Others	3,974	5,826
Sundry Debtors	1,060	554
GST Refundable	2,632	1,708
Prepayments	1,300	1,300
Total Current Assets	<u>170,620</u>	<u>159,993</u>
Stocks		
Best & Fairest Medals	1,123	851
Cricket Balls	798	2,021
Caps & Clothing	8,553	9,382
Premiership Medals	131	2,384
Total Stocks	<u>10,605</u>	<u>14,638</u>
Investments		
Shares - Telstra Corporation Ltd	4,131	4,131
Total Investments	<u>4,131</u>	<u>4,131</u>
Fixed Assets		
Computers and Printers	6,728	6,728
Other Equipment	2,364	2,364
Accumulated Depreciation	<u>(7,337)</u>	<u>(6,898)</u>
Total Fixed Assets	<u>1,755</u>	<u>2,193</u>
Total Assets	<u>\$187,111</u>	<u>\$180,955</u>
Liabilities		
Current Liabilities		
Trade Creditors	199	-
Season 2023/24 Sponsorship Monies in Advance	-	5,850
Sundry Creditors & accruals	3,723	718
Total Current Liabilities	<u>3,922</u>	<u>6,568</u>
Non Current Liabilities		
Club Guarantee Monies	3,800	3,900
Total Non Current Liabilities	<u>3,800</u>	<u>3,900</u>
Total Liabilities	<u>7,722</u>	<u>10,468</u>
Net Assets	<u>\$179,389</u>	<u>\$170,487</u>
Members Funds		
Accumulated funds	122,813	108,014
YVCA Transition Funds Reserve	43,174	47,674
Current Year Earnings	13,402	14,799
Total Members Funds	<u>\$179,389</u>	<u>\$170,487</u>

VMCU - Pat Meehan

Pat Meehan continued to represent the RDCA as our delegate to this body.

The VMCU consists of a Board made up of the 8 Directors of each Metropolitan Region, together with delegates from every Metropolitan Cricket Association. Pat Meehan is both the Director – Outer East on the Board and the RDCA Delegate.

Over the past season the main cricket activities relate to the management and implementation of metropolitan cricket. The VMCU Carnival proceeded in January 2024 with 106 teams competing, including 34 girls teams, and having 1,300 approx. players from 12 Associations in 10 grades. The RDCA was strongly represented with 10 teams entered in all grades. Success came with premierships in both the U/16 Mackay and U/14 Nolan Shields, runners up in both U/16 Beitzel and U/12 Fatone Shields, with another two teams competing in the semi-finals – U/18 Arnold and U/17 Jones Shields. A huge thanks are extended to all the players, coaches, managers, parents and umpires for their significant contribution to this very successful Carnival.

The most significant matters dealt with during the season were:

- Implementation of Australian Cricket's Child Safety Framework by all Associations and clubs to meet the updated Victorian Child Safe Standards, especially the appointment of Child Safety Officers at all clubs state-wide. Clubs need to formally minute the adoption of the "Safeguarding Children Policy" to CV before the commencement of each season. Monitoring the progress of the implementation within each Association is ongoing. This season all RDCA clubs were compliant.
- Continuing negotiations with CA/CV on PlayHQ and OfficialsHQ (with the latter being for umpires appointments and administration) on the need to address many issues experienced during the implementation phase. As part of these packages, relevant fees have been set by CA/CV for insurance, player registration and administration. All players senior and junior both male and female must register online through PlayHQ with the appropriate payments made before they can play in the next season. The VMCU Board is monitoring the implementation progress with CV Management, particularly on the many issues raised by Associations and clubs. To assist the VMCU is proposing to get a group of relevant people together to discuss the matters to present a united front to CV.
- Discussions are continuing with the VCCL on the annual match with the VMCU, including appropriate age group and format. The aim would be to play such a match in early February each year.
- Regular updates have been held with CV staff on organisational changes, cricket participation statistics, schools and cricket blast programs, available cricket grants to clubs and associations, the interaction with the Premier Pathway, Premier Cricket and the VMCU Junior Carnival and CV annual strategic plans for next season. A new CV Premier Pathway, incorporating U/15, U/16 and U/18 female and male groups, is being reviewed after this season's competition. The VMCU Board is ensuring that the role played by the VMCU Junior Carnival, or Associations in the development of junior cricket and representative opportunities, is considered during their review process to compliment and not compete for

Associations junior players, especially with fixturing of matches during the Carnival two-week period.

- Following the identification of the loss of association volunteers and the difficulty in finding replacements, the Board suggested to CV Management that paid replacement administrators appeared to be the best option for the near future. A couple of Associations initiated this option during the season using either their own funding or levying clubs. Some success has been reported. CV staff will be available to assist in the selection process (without any specific CV funding). The RDCA is currently investigating possible options and funding methods for a paid administrator to determine the RDCA position to ultimately be put to all clubs.

- Litigation by an NMCA club following both a lengthy player and possible club suspensions after unsuccessful Association and VMCU appeals. VMCU was involved as a party, with substantial costs, in the court proceedings. Clearly all Associations need to ensure that they have rigid processes in place for dealing with Tribunal and Appeals processes to negate any possible litigation. In addition, processes for appeals on player points systems is also required.

- Discussion on disciplinary issues with players and clubs with suspensions, bonds, etc. , who can participate in different associations, including winter competitions, has recently been undertaken due to some concerns and the need to share information. This would involve assessing the PlayHQ process and the possible need to have this information on the VMCU website to assist all relevant parties. This is ongoing.

In addition, the VMCU is also the body which deals with both club and player appeals against penalties imposed by an Association, which if it meets the criteria, would be considered by its independent panel for final resolution.

Outer East Metro - Pat Meehan

Pat Meehan continued as Director- Outer East Metro Region on the VMCU Board.

The Outer East Region covers the municipalities of Knox, Maroondah and Yarra Ranges and comprises of clubs in the Ringwood and District Cricket Association (VMCU Affiliate) and the Ferntree Gully Cricket Association (VCCL Affiliate). The RDCA received significant recognition by being named as the "Cricket Association of the Year" in Cricket Victoria's Community Cricket Awards for season 2022/23. This season the RDCA had 58 clubs with 151 senior teams, 230 junior teams (male and female), 31 women's teams and 35 veterans teams with 4,800+ overall participants. The RDCA Headquarters moved to the Board Room and Office upstairs in the new R O Spencer Pavilion at Jubilee Park, Ringwood (together with Ringwood Cricket Club and CV regional staff). Premier Cricket is represented in the region by Ringwood Cricket Club with the Victorian Sub-District Cricket Association represented by both Bayswater and Croydon Cricket Clubs.

C V staff operating in the region for the season were Clinton Kennon / Mark Freeman, Area Manager - Stars and Stephen Box, Cricket Manager- Outer East Metro. These people assisted all clubs and work closely with them and schools in the region to offer a program of

clinics, competitions, and activities to increase the availability of cricket in various formats to both male and female participants.

Ringwood C.C. is our partner for the regional pathway program and assists in the management and coaching of the Outer East Eagles male and female squads in the State Championships. The Annual RCC v RDCA match was played at Jubilee Park, main oval, on Wednesday 7th February 2024, with the RCC winning in 18.1 overs. Hopefully a RDCA Womens East match will be played against RCC Women in 2025.

The region was strongly represented in the VMCU Junior Carnival held in January 2024 as the RDCA entered 10 male and female teams in all grades and FTGDCA entered 7 teams (6 male and 1 female). A total of 107 teams competed. RDCA were the premiers in the U/16 Mackay and U/14 Nolan Shields and runners up in the U/16 Beitzel and U/12 Fatone Shields with another three teams competing in the semi-finals in U/18 Arnold, U/16 Beitzel, U/17 Jones Shields. The FTGDCA were runners up in the U/18 Arnold the U/16 Mackay Shields with the U/12 Mitchell Shield team competing in the semi-final. Huge thanks are extended to all players, parents, players, managers, coaches, and umpires for their significant contribution to this successful Carnival.

Women's cricket continues to grow within the region both at Premier Cricket level with RCC and the Associations. The RDCA girls competition had 35 teams in 4 grades. The standard is also improving as evidenced with some Stage 3 girls players making their debuts in women's teams. The RDCA managed the "RDCA Women's East" competition again this season to provide a pathway for allow all women and junior girls in both the Outer and Inner East Regions to participate in cricket at all skill levels. This resulted in 17 clubs entering 31 women's teams in 5 grades including 21 teams from RDCA and 3 teams from FTGDCA. FTGDCA conducted a fortnightly T20 social sixes competition with 9 teams competing, including 3 teams who previously played in the Women's East competition. Many of these were new teams included women who have never played cricket before and Stage 3 girls. This was once again highly successful with many other clubs from Associations indicating that they hope to enter teams in this competition next season. In addition 4 teams entered the inaugural mid-week T20 competition with Bayswater Park winning.

In the Men's competition the top grades (Premier 1 and 2) played a mix of two day and one day matches with the lower grades (District 1 and 2) playing all one day matches, including finals. Thankfully, the season and all finals were successfully completed with minimal impact on team numbers. Next season hopefully all grades can play a mixture of both two day and one day matches (including resuming split innings in some lower grades). A successful T20 competition open to teams from adjacent associations had 32 teams competing with Lilydale (RDCA) winning over South Belgrave (FTGDCA) in the final. At this time 50 teams have indicated that they will participate next season.

SENIOR COMMITTEE REPORTS

Chairman - David Peel

Thank you to the member clubs for again trusting myself and the senior committee to administer the competition.

Season 23/34 saw a significant overhaul to competition with the change to the Premier 1, 2 and District 1, 2 structure.

We acknowledge the delay in fixture release and challenges some teams face with home and away fairness. We have been working through the previous season and off season to ensure this is not repeated.

Thank you for your patience during this new phase your open communication and willingness to work collaboratively with the RDCA and other clubs was very much appreciated.

Thank you to the following who held roles within the Senior Committee.

Name	Role
David Peel (Seville)	Chairperson
Paul Broussard (Lusatia Park)	Secretary
Chris Anderson (Mt Evelyn)	Minutes Secretary
Adam Kuklyck (Chirnside Park)	Play HQ and Registrations
Damian Ford (Montrose)	T20 Co-ordinator
Wayne Hartley (Wonga Park)	Rules and Discipline Co-ordinator
Jordan Russell (Umpires)	Umpires Representative
Pat Meehan	VMCU Representative
Ryan Smith (South Croydon)	Players Representative

As opposed to Season 22/23, Season 23/24 saw its greatest challenge in relation to weather being the high heat hit right at finals time, we understand the frustration of individuals and note the feedback was discussed at length, rule change recommendations have been provide to assist in more flexibility should it be required again.

Thank you to Adam Kuklyck for his efforts provided in relation to fixturing and ground allocations, as well as the wider set up of Play HQ.

Thank you to Damian Ford for administering the T20 Competition, 23/24 saw the Competition expanded to include clubs outside the RDCA and saw a lift in Prize money available to clubs. The RDCA appreciates St Andrew's Cricket Club for hosting the finals day. It was pleasing to see after the success of the 2nd year of the revamped competition clubs who did not participate have requested entry.

Congratulations to following on their individual recognition within the RDCA

Stuart Newey	Legend Status – Hall of Fame
--------------	------------------------------

Michael Edwards	Hall of Fame Inductee
Adrian Hammond	Hall of Fame Inductee
Jeff Luscombe	Hall of Fame Inductee
Michael Piggot	Hall of Fame Inductee

GRADE	PREMIERS	BATTING	BOWLING	ALLROUNDER	MVP MEDALIST	GRAND FINAL BEST PLAYER
A GRADE - NEIL TULL SHIELD	SEVILLE BARRAS	SUGAR RAY TURNER (CHIRNSIDE PARK) 474 RUNS AVG: 59.25	STUART THOMPSON (POWELLTOWN) 26 WICKETS AVG: 12.88	N/A	N/A	N/A
B GRADE - ANN PASCOE SHIELD	WONGA PARK	DARRYN FISK (MOOROOLBARK) 442 RUNS AVG: 73.50	ROBERT WILSON (MT EVELYN) 35 WICKETS AVG: 10.00	N/A	N/A	N/A
BILL WILKINS CUP	CROYDON RANGES	CHRIS MOORHOUSE (ST ANDREWS) 532 RUNS AVG: 106.40	WILL SPENCER (CROYDON RANGES) 20 WICKETS AVG: 14.80	BENJI THOMAS (MOOROOLBARK) 1106 POINTS	BILL WILKINS MEDAL BENJI THOMAS (MOOROOLBARK)	JACK BLYTH (CROYDON RANGES)
C GRADE - DJ STRACHAN SHIELD	COLDSTREAM	DWAYNE FINCH (MT EVELYN) 486 RUNS AVG: 81.00	IAN THOMPSON (COLDSTREAM) 20 WICKETS AVG: 12.15	N/A	N/A	N/A
D GRADE - ANDRIAN HAMMOND SHIELD	ST ANDREWS	MARTIN TREMBEARTH (WARRANWOOD) 507 RUNS AVG: 84.50	SHAUN ISON (WARRANDYTE) 20 WICKETS AVG: 12.95	N/A	N/A	N/A
DAVID BEATTY SHIELD	NORTH ANGWOOD	DARREN WESTAWAY (MT EVELYN) 389 RUNS AVG: 64.83	JAMIE SHAW (MT EVELYN) 20 WICKETS AVG: 11.50	N/A	N/A	LACHLAN O'DONNELL (NORTH ANGWOOD)
DON SMITH SHIELD	AINSLIE PARK	TRAVIS SLOURY (YARRA GLEN) 678 RUNS AVG: 113.00	BRADLEY COLE-SWICAR (WOODS CREEK) 31 WICKETS AVG: 10.84	N/A	N/A	LUKE REIDHAM (CROYDON RANGES)
E GRADE - STUART MINETTI SHIELD	AINSLIE PARK	JASON GREEN (WANTIRNA) 545 RUNS AVG: 90.83	ANDREW PETERS (AINSLIE PARK) 14 WICKETS AVG: 10.21	N/A	N/A	N/A
F GRADE - IAN DENCH SHIELD	ST ANDREWS	NICK VELOVIC (TEMPLETON) 842 RUNS AVG: 155.50	LEE FLETCHER (HEATHWOOD) 20 WICKETS AVG: 11.70	N/A	N/A	N/A
G GRADE - JOHN MACMILLAN SHIELD	MONTRUSE	ASH HOPKINS (MONTRUSE) 237 RUNS AVG: 237.00	CHRISTOPHER HULLER (MONTRUSE) 19 WICKETS AVG: 12.42	N/A	N/A	N/A
H GRADE - TIMOTHY COURT SHIELD	NGRWOOD	MATT WILKINS (EAST RINGWOOD) 276 RUNS AVG: 138.00	BENJAMIN BARNARD (EASTFIELD) 13 WICKETS AVG: 11.85	N/A	N/A	N/A
I GRADE - TONY GAWNE SHIELD	CROYDON RANGES	STEPHEN GROCOTT (WARRANDYTE) 274 RUNS AVG: 88.50	TOBY PILTON (YARRA JUNCTION) 23 WICKETS AVG: 7.90	N/A	N/A	N/A
IAN SPENCER SHIELD	TEMPLETON	MATT SUTHERLAND (ST ANDREWS) 509 RUNS AVG: 42.42	DANIEL WHELAN (COLDSTREAM) 265 WICKETS AVG: 12.65	N/A	N/A	CHRIS ALLEN (TEMPLETON)
J GRADE - GREGOR MASON SHIELD	WONGA PARK	STEVEN EDMONDS (WONGA PARK) 249 RUNS AVG: 62.25	LUKE BAKER (BAYSWATER PARK) 21 WICKETS AVG: 8.76	N/A	N/A	N/A
JOHN SPRINGETT SHIELD	ST ANDREWS	BRYCE EDWARDS (WANDIN) 673 RUNS AVG: 84.13	ASHLEY AWBBB (WANTIRNA SOUTH) 27 WICKETS AVG: 13.26	N/A	N/A	DARSHAN VALJI (ST ANDREWS)
LINDSAY TROLLOPE SHIELD	MONTRUSE	TOM STRAY (AINSLIE PARK) 323 RUNS AVG: 53.83	OLIVIN HODGKINSON (LILYDALE) 28 WICKETS AVG: 15.00	SHIFRAN MUTHALF (LILYDALE) 887 POINTS	BILL DEAN MEDAL SHIFRAN MUTHALF (LILYDALE)	SHANE FINLAY (MONTRUSE)
PAT MEEHAN SHIELD	NGRWOOD	CHRIS REYNOLDS (LUSATIA PARK) 380 RUNS AVG: 63.33	MITCHELL TAMMHALINE (HEALESVILLE) 25 WICKETS AVG: 16.72	SCOTT REECE (EASTFIELD) 640 POINTS	PAT MEEHAN MEDAL SCOTT REECE (EASTFIELD)	LLOYD JORDAN (NGRWOOD)
STEVE PASCOE SHIELD	NORTH ANGWOOD	DAVID LEVER (YARRA JUNCTION) 456 RUNS AVG: 72.67	KEVIN BOMFORD (YARRA JUNCTION) 37 WICKETS AVG: 10.54	KEVIN BOMFORD (YARRA JUNCTION) 910 POINTS	STEVE PASCOE MEDAL CAMERSON EUSTICE (AINSLIE PARK)	NICHOLAS RULE (NORTH ANGWOOD)
STUART NEWBY PLATE	WARRANWOOD	TROY HAINCOCK (MT EVELYN) 496 RUNS AVG: 62.00	JAKE GILBERT (WARRANWOOD) 34 WICKETS AVG: 13.35	ROBERT CRAMER (HEATHWOOD) 832 POINTS	STUART NEWBY MEDAL FRASER DAY (SOUTH WARRANDYTE)	CAM MOORE (WARRANWOOD)

As we look ahead to Season 24/25, the Senior committee looks to ensure clubs can build a sustainable competitive top end for cricket, as well as ensuring clubs can maximise playing numbers. Whilst there is no 'quick fix' we are consistently looking at national trends and feedback to ensure we are as close to the forefront of local cricket as possible.

Representative Cricket - Pat Meehan

Annual RDCA "All Stars" v Ringwood Rams.

This annual match was played on Wednesday 7th February 2024 at Lucas Oval, Jubilee Park, Ringwood. The RDCA team comprised of the following players:

1. David Johnson – Warranwood
2. Lincoln Wong - Templeton
3. Nathan Lester – Norwood
4. Lewis Miller – Norwood
5. Andy Solomon – Kilsyth
6. Jesse Lynne – St. Andrews
7. Jake Tucker – Ainslie Park
8. Jacob Crowe – Montrose
9. Ben Thomas – Mooroolbark
10. Caleb Daniel – East Ringwood
11. Ryan Smith – South Croydon

RDCA won the toss and elected to bat.

RDCA 1st Innings

D. Johnson	stumped Gibson bowled Sugumar	49
B. Thomas	caught. E. Walker bowled D. Walker	6
L. Wong	caught Flynn bowled Sugumar	25
A. Solomon	caught Ivanovic bowled Cameron	25
N. Lester	caught Ivanovic bowled Sugumar	11
J. Lynne	run out Gibson	2
J. Tucker	run out Flynn/ Gibson	17
J. Crowe	not out	18

(Did not bat – C. Daniel, L. Miller, R. Smith)

Extras: 5

Total: 7 / 159 cc. (20 overs)

Bowling : J. Beaton 0/9 (3 overs), J. Cameron 1/30 (3 overs), D. Walker 1/32 (3 overs), A. Meehan 0/33 (3 overs), J. Roberts 0/6 (1 over), T. Sugumar 3/26 (4 overs), L. Bangs 0/22 (3 overs).

Fall of Wickets: 1/28, 2/77, 3/87, 4/116, 5/124, 6/133, 7/159.

RCC 1st Innings

E. Walker	caught Solomon bowled Tucker	20
R. Amin	caught Smith bowled Daniel	4
D. Ivanovic	caught Miller bowled Thomas	66
L. Bangs	caught Smith bowled Thomas	43

B. Gibson	not out	15
T. Sugumar	not out	7

(Did not bat – J. Cameron, A. Meehan, J. Beaton, A. Flynn. J. Roberts, D. Walker)

Extras: 5

Total: 4/160 (18.1 overs)

Bowling : J. Tucker 1/27 (2 overs), C. Daniel 1/31 (3 overs), L. Miller 0/19 (2 overs), R. Smith 0/20 (3 overs), J. Crowe 0/20 (3 overs), B. Thomas 2/19 (3 overs), D. Johnson 0/16 (2 overs), J. Lynne 0/3 (0.1 overs).

Fall of Wickets: 1/14, 2/36, 3/126, 4/137.

Ringwood Rams won in the second last over in a great game.

Congratulations to the players of both teams for making themselves available for this significant match for the RDCA.

Unfortunately, there was no RDCA or Premier umpires present. Mark Freeman and Paul Montgomery, both from Ringwood CC, umpired one innings each. RDCA thanks them both for undertaking these roles.

Scorer – Lindsay Howard (RCC) scored for the RDCA as disappointingly no volunteer was present.

Special thanks to Ryan Smith (Senior Committee Player's Representative) for undertaking the role of selector.

Umpires Association - Jordan Russell

Firstly I would like to say thank you to the RDCA Committee's for a well run season with not too many hiccups.

From an umpires' point we had another very good season with a good solid 20-25 umpires being available for most weeks of the season and finals. We are still a bit light on to be able to cover 2 umpires in the top 3 grades, but we always endeavor to appoint 2 umpires where we can.

We saw some new faces and old faces return for another season. This season we saw the inclusion of a former state and international umpire whose wealth of knowledge was fantastic. I look forward to working with John again this season.

I would also like to congratulate the winner of the umpire of the year and Ken Dunham award winner Lothar Pilz.

Congratulations to the umpires who umpired in all grand finals this season but in particular the 2 men who stood in the Trollope grand final Shawn Everitt & Andrew Tonkin.

I would also like to thank the umpiring fraternity for all of their support along the way in my first season in the Chairperson's position.

Lastly I would like to thank my wife Belinda for all of her support during the long season.

JUNIOR COMPETITION REPORT

Chairman - Sean Flynn

The 2023/24 season was the smoothest season we have had in a long time! The weather was kinder and Covid has been left in the rear vision mirror. Our clubs continue to invest in their young players via quality coaching which sees a strong flow of quality juniors progressing into our senior clubs.

The RDCA girls competition continues to thrive and is a highlight for our Association. For the first time ever we had 8 teams play for the Mandy Dolman Shield in the stage 3 competition where St Andrews finished off a dominant season with a Grand Final win against Norwood.

We again had 24 divisions of cricket playing for premierships and we had 15 different clubs win Grand Finals. Norwood continued their recent dominance collecting 4 Premierships including the 16/1 and 16/4 competitions which is an outstanding achievement. A strong boys and girls program ensured that Warranwood defended their Junior Club Championship award. Congratulations to all the Sharks who helped their club earn enough points to win this award.

Bill Stafford is our Junior secretary and the #1 contact for our junior administrators. He is approachable and most importantly is blessed with common sense which helps him to support our clubs.

Dale Ingleton took on the role of rep cricket co-ordinator and this was a big success. We are extremely proud of our junior competition but also love seeing our players challenge themselves against the strongest players in Metropolitan Melbourne.

Doug Dowling once again took on the role of Umpires Co-ordinator and continued his fine work. Every sport is facing challenges when it comes to umpires but we are defying those trends by growing our numbers and providing young people the chance to start their umpiring career.

Jas Harrison has announced she will be stepping down from our Junior committee. Jas has been instrumental in the growth of girls cricket since 2016/17. In that first season we had 4 girls teams and the growth in an 8 year period has been extraordinary. We recognized Jas by naming the All Star team after her and are very thankful for her contributions.

Our junior committee is composed of people who love cricket. We welcomed Kristi Disney from Templeton and David Sykes from Ainslie Park who both provided great insight after many years contributing at their respective clubs. We appreciate the ongoing help from Luke Henderson, Leah Parker, Bill Stafford, Doug Dowling and Jas Harrison.

Saxon Sports is a vital piece of the cricketing success in the Outer East. Paul Attfield and Scott Brasher have a love of cricket and their indoor center provides a great training base for many of our clubs. We are very thankful for their support of our junior Rep program and we look forward to their ongoing support.

We had 230 teams this season.

Under 10	down 2	from 46 to 44
Under 12	down 9	from 68 to 59
Under 14	down 3	from 54 to 51
Under 16	down 4	from 44 to 40
Girls	up 2	from 34 to 36

The drop in numbers is concerning and we know that early recruitment is vital. We will continue to work with our clubs and Cricket Victoria to engage with our young players and their parents.

Like all volunteers, I am very thankful to my family, especially my wife Maree. I began playing for Glen Park as an 8 year old in 1981, before moving to Bayswater Park. I gained such joy out of my junior cricket and Maree is supportive of me contributing back. My 2 boys have loved their junior cricket and I love nothing better than seeing a close game of junior cricket!

Finally I thank our clubs. We are all on the same team, the team of cricket. I am honored to be the President of the RDCA Junior Competition and thank you all for your support.

Junior Secretary - Bill Stafford

During the off-season clubs had the extra challenge of learning all about PlayHQ, which was the new cricket operating system replacing MyCricket. PlayHQ and Cricket Victoria ran a number of training sessions covering such topics as setting up your Club, registering players, setting up teams, e-scoring, etc. PlayHQ also provided one on one support and an online help desk. Whilst there were a number of bugs that had to be resolved, causing some frustrations to clubs, the transition to PlayHQ went relatively smoothly and the clubs are to be commended for all the extra work required and getting the season set up and running on PlayHQ. From my point of view PlayHQ offers a number of additional administration features such as fixturing, which makes much this time-consuming task much easier.

This season we finished up with 230 teams, which is a drop from last season's 251 teams. Over the past 9 years there has been a general increase in teams and to have a reduction of 21 teams is a worrying sign. A number of clubs withdraw teams very close to the start of the season, as they were unable to get sufficient numbers. Particularly in the mini bash and the lower U/12 grades, which will impact u/14 and U/16 team numbers in future years.

The number of girls teams held steady with 36 teams. This season we moved away from two Stage 1 Spirit (non-competitive) grades to a Spirit and Stars (competitive grade) grade. In Stage 2 a number of the better teams were encourage to move to Stage 3, as there were insufficient Stage 2 Stars and Stage 3 teams. This resulted in only one grade in Stage 2.

Our umpiring numbers continue to grow with umpires being appointed to the top 3 grades of U/12, U/14 and U/16 and Stage 3 girls. In a number of U/12 games we were able to appoint two umpires. Thanks to Doug Dowling for the many hours, he has spent in organising and coordinating our umpires.

This season unfortunately we have seen an increase in behavioural issues, mainly parents behaving badly. It will be something we will need to address going into next season to ensure clubs/teams are onboard in enforcing the RDCA code of conduct.

Congratulations to our premiership winners:

Grade	Club
U/18 T20	Seville Burras
U/14 T20	Norwood
Stage 1 Girls Stars	South Croydon
Stage 2 Girls Spirit	Heatherdale
Mandy Dolman Shield Girls Stage 3	St Andrews
U/12-1 Timothy Court Shield	Templeton
U/12-2 Roy Baldwin Shield	Wantirna South
U/12-3	Croydon Ranges
U/12-4	Mooroolbark
U/12-5	Norwood
U/12-6	Blackburn
U/12-7	Blackburn
U/12-8	Heatherdale
U/12-9	Yarra Glen
U/14 -1 Jeff Luscombe Shield	Norwood
U/14 -2 Alan L Reidy Shield	Warrandyte
U/14 -3	Mt Evelyn
U/14 -4	South Croydon
U/14 -5	Yarra Glen
U/14 -6	Warrandyte
U/14 -7	North Ringwood
U/16-1 Bill Wilkins Shield	Norwood
U/16-2 John Springett Shield	Templeton
U/16-3	Yarra Glen
U/16-4	Norwood
U/16-5	Tied - Glen Waverley and Monash Glen Waverley

Congratulations to our trophy winners:

	Batting			
	Player	Club	Runs	Ave
Stage 1 Stars	Annalia Darby	South Croydon	183	
Stage 2 Spirit	Tilly Pearce	Hoddles Creek	235	235
Stage 3	Giulia Kopievsky	Mooroolbark	219	219
U/12-1	Noah Butcher	Warrandyte	256	85.3
U/12-2	Jaiden Lever	Seville Burras	172	172
U/12-3	Charlie Bellingham	Croydon Ranges	209	104.5

U/12-4	Hudson Hall	Mooroolbark	299	59.8
U/12-5	Jasmine Freeman	Ainslie Park	169	84.5
U/12-6	Liam Nowland	Blackburn	333	111
U/12-7	Izaak Sharma	Blackburn	173	57.7
U/12-8	Willam Harbeck	Heatherdale	143	143
U/12-9	Daniel Shaw	Yarra Glen	197	98.5
U/14-1	Blake Doherty	Norwood	252	63
U/14-2	Lincoln Walker	Montrose	532	133
U/14-3	James Cook	Wonga Park	161	80.5
U/14-4	Ryder Crowe	Hoddles Creek	213	106.5
U/14-5	Tyler Dahan	Mooroolbark	275	91.67
U/14-6	Anuki Dassanayake	Glen Waverley	190	190
U/14-7	Ranbir Khanna	St Andrews	260	260
U/16-1	Noah Occhipinti	Norwood	356	50.86
U/16-2	Jackson Edwards	Templeton	407	203.5
U/16-3	Anthony Biddiscombe	Yarra Glen	541	180.33
U/16-4	Brody Urquhart	Hoddles Creek	219	73
U/16-5	Arish Surani	Glen Waverley	284	94.67

	Bowling			
	Player	Club	w	Ave
Stage 1 Stars	Annalia Darby	South Croydon	16	7.13
Stage 2 Spirit	Jada Barsenbach	South Croydon	13	6.69
Stage 3	Hayley Wyngaard	St Andrews	16	7.94
U/12-1	Noah Butcher	Warrandyte	12	7.25
U/12-2	Mason Richards	Wonga Park	14	5.71
U/12-3	Isaiah Locantio	Croydon Ranges	16	5.56
U/12-4	Brodie Dahan	Mooroolbark	20	6.85
U/12-5	Panav Solanki	Norwood	17	6.06
U/12-6	Liam Forer	Blackburn	18	3.28
U/12-7	Izaak Sharma	Blackburn	19	4.37
U/12-8	Harry Simkin	Heatherdale	18	4.83
U/12-9	Jed Leckie	Wandin	11	7.09
U/14-1	Blake Doherty	Norwood	14	7.36
U/14-2	Oscar Doyle	Warrandyte	17	6.71

U/14-3	Mitchell Crooks	Koonung Heights	23	4.91
U/14-4	Ryder Crowe	Hoddles Creek	18	7.72
U/14-5	Samuel Holland	Yarra Glen	12	4.75
U/14-6	Archer Nardella	Warrandyte	9	21.56
U/14-7	Benjamin Taylor	North Ringwood	11	5.45
U/16-1	Sid Nayak	Mitcham	12	10.17
U/16-2	Shevinn Weeraratna	St Andrews	20	9.15
U/16-3	Jack Cleary	Vermont	12	9.67
U/16-4	Charlie Wilks	Wonga Park	17	7.71
U/16-5	Caleb Wright	Bayswater Park	18	7.28

Bill Dean Memorial Trophy - Best player Leaving U/16s:

Jackson Edwards - Templeton

Luke Ivanovic - Kilsyth

Di Day Best Female Player: Hayley Wyngaard

Andy Exley Umpire Award: Ethan Alderman

Best First Year Umpire: Ethan Nikceвич

Bill Stafford Shield - Club Champion: Warranwood

Jeff Luscombe Volunteer of the Year:

Steve Toohey - Warranwood

Steve Tully - Mitcham

Martin Rakuscek - Warrandyte

Sean Flynn U/16 All Stars Team	
Jackson Edwards (c)	Templeton
Luke Ivanovic	Kilsyth
Noah Occhipinti	Norwood
George Lyons	Ainslie Park
Griffin Box	Heatherdale
Charlie Moore	North Ringwood
Jack Childs	Kilsyth
Liam Brown	Norwood
Sid Nayak	Mitcham
Anthony Biddiscombe	Yarra Glen
Luke Bellingham	Croydon Ranges

Seb Pascoe	Templeton
Jas Harrison Stage 3 All Stars Team	
Ada Scholten	St Andrews
Patience Donis	Warranwood
Violet Muleta	Warrandyte
Hayley Wyngaard	St Andrews
Tiarna Mayoh	St Andrews
Teagan Pitt	Warranwood
Emily Downes	Norwood
Narelle Bahlo (wk)	Norwood
Eloise Howland	Mooroolbark
Bailea Robinson (c)	Warranwood
Amelia Larkins	Norwood
Gabrielle Hale	St Andrews

The Stage 3 All Stars Teams was named after Jas Harrison in recognition of her years of service in developing and growing girls junior cricket.

Thanks to all our volunteers, particularly the junior coordinators of each club. Your role is paramount to the success of your own club's junior program and in turn the overall success of the Junior Association as a whole. As mentioned above it has been a challenging year but you have come through with flying colours. This season we awarded 3 volunteers of the year, Steve Toohey, Steve Tully and Martin Rukuscek.

Also, thanks to all the support I have received from our junior committee. Particularly Sean for his ongoing commitment to junior cricket, his leadership and guidance.

VMCU Carnival- Bill Stafford

Once again, we entered 10 teams (7 boys and 3 girls) into the January VMCU two week carnival, with 6 teams making finals, 4 teams going through to grand finals and two teams winning premierships.

Finals results:

U/12 Girls Claudia Fatone Shield

Semi Final – RDCA 9/126 (Teagan Pitt 37 no) defeated All Girls B 119 (Jada Barsenbach 3/16, Willow Sinclair 3/12)

Grand Final – All Girls A 7/131 defeated RDCA 8/127 (Isha Peshavariya 22 no, Ava Colaneri 19no)

U/14 Boys Des Nolan Cup

Semi Final – RDCA 6/120 (Aiden Rexhepi 38, Xavier Nieman 30) defeated Western Region 8/119 (Nitigya Shoor 3/13, Mitchell Caspersz 2/27)

Grand Final – RDCA 9/149 (Xavier Niemann 48, Nitigya Shoor 28) defeated Dandenong District 147 (Nitigya Shoor 4/21, Nathan Hutton 2/20)

U/16 Boys Jim Beitzel

Semi Final – Mornington Peninsular 8/99 (Jace Hamilton 4/20) defeated by RDCA 7/100 (Aston Buffey 18)

Grand Final – RDCA 7/182 (Liam Russell 40, Joshua Thomas 36) defeated by SECA 4/184 (Ethan Gregor 2/31)

U/16 Boys Keith Mackay Cup

Semi Final – RDCA 9/154 (Luke Pearse 57, Jasper Barry 34 no) defeated SECA 138 (Oliver Cowie 3/18, Ayden Robinson 3/22)

Grand Final – RDCA 5/212 (Luke Pearse 75, Tom Handasyde 65no) defeated Ferntree Gully 7/163 (Andrew Kelly 2/23, Ishaan Kamdar 2/29)

U/17 Girls Mel Jones Shield

Semi Final - All Girls 6/153 (Bailea Robinson 3/31) defeated RDCA 95 (Eloise Howland 35)

U/18 Boys Phil Arnold

Semi Final – Ferntree Gully 134 (Oliver McKenzie 4/31, Lewis Miller 3/26) defeated RDCA 118 (Shaurya Shukla 52)

Congratulations to the following two players who won VMCU players of the carnival awards as voted by the umpires:

Teagan Pitt U/12 Fatone Shield – 179 runs and 8 wickets

Joshua Thomas U/16 Beitzel - 251 runs

This season we established a girls development academy during the off season focusing on girls playing u/12 and u/14 representative cricket. It was a 5 session program with one coach per five girls. This certainly paid dividends with the performance of these girls during the carnival. Thanks to Dave Sykes for getting this up and going, ably supported by Dwayne Paisley, Brendon Freeman and Daniel Barsenbach. We also had a number of sponsors who contributed to reduce the individual cost per player- big thanks to those sponsors :

- Saints Landscaping & Garden Maintenance
- Qamba
- Moneyquest Camberwell

Thanks also to Dave for taking on running the girls rep trials held at Saxon Sports.

Dale Ingleton took on the role of chairman of selection and ran the indoor trials for the 7 boys teams. Dale has been around junior rep cricket, coaching our U/14 Russell Allen for a number of years, and did a great job in his new role.

Each year we award a best player of the carnival and a coaches award for each team. Congratulations to our winners this season.

Team	Best Player	Coaches award
U/12 Mitchell Shield	James Kellar	Finn Johnson
U/12 Josh Browne	Mack Whitbread	Hudson Hall
U/14 Russell Allen	Thomas Croaker	Felix Edgar
U/14 Des Nolan	Nathan Hutton	Kushan Madugalle
U/16 Jim Beitzel	Luke Bellingham	Tony Biddscombe
U/16 Keith Mackay	Luke Pearse	Nathan Darvell
U/18 Phil Arnold	Oliver McKenzie	Shaurya Shukla
U/12 Fatone	Teagan Pitt	Ava Colaneri
U/14 Julie Savage	Ruby Bracegirdle	Lottie Witchell
U/17 Mel Jones	Amelia Kuthh	Hayley Wyngaard

This season we were very fortunate to play all our home games at grounds which have had new facilities built in the last 12 months. Thanks to Chirnside Park, Kilsyth and Mt Evelyn Cricket Clubs for making their grounds available and supporting teams throughout the carnival. Extra thanks to Kilsyth for hosting our end of carnival BBQ at their club.

Thanks to our team of coaches who do a great job in developing these young cricketers, who return to their junior clubs better players for the experience and from the coaching they have received throughout the carnival. Special thanks to Tom Humphries who after a number of years of coaching our U/14 has decided to take a break.

To allow our coaches to focus on coaching, we thank all the team managers who looked after everything off field and kept parents fully informed with their excellent communication.

Team	Coach	Team Manager
Claudia Fatone Shield	Keely Miutescu	Jo Woods
Julie Savage Shield	Sarah Smith	Pete Spink
Mel Jones Shield	Nethuli Perera	Cherie Howland
Josh Browne Plate	Campbell Mole	Steve Hall
Keith Mitchell Shield	Will Macklin	Joel Johnston
Des Nolan Cup	Jessie Lynn	Jeton Rexhepi
Russell Allen Shield	Tom Humphries	Charlinda Parsons
Keith Mackay Shield	Mitchell Thomas	Les Robinson
Jim Beitzel Shield	Declan McLaughlin	Sophie Buffey
Phil Arnold Shield	Nathan Lester	Matt Joyce

Finally, a big thankyou to Paul and Scott at Saxon Sports for providing nets for all teams during the selection process.

VETERANS COMPETITION REPORT

Chairman - Dave Sherlock

There were once again many wonderful individual and team achievements.

This years Competition was split into 3 divisions once again.

Masters 1 was once again a very strong competition.

In what was an exciting Grand final between Lower Eltham and Bulleen Templestowe.

Lower Eltham proving too strong and eventually winning the premiership.

Lower Eltham 7/205 defeated Bulleen Templestowe 9/168

Masters 2 was also a very even season and a thrilling Grand Final between Notting Hill Brandon Park and Croydon Ranges. With Notting Hill Brandon Park eventually, the winners.

Notting Hill Brandon Park 8/186 defeated Croydon Ranges 10/179.

Masters 3 was also another successful season.

In the Grand final, Deakin defeated Kerrimuir United proving far too strong.

Deakin 6/151 defeated Kerrimuir United 7/121

All the games were played in the great Veterans Spirit, and were also a great spectacle attended by many people.

Veterans T20 Big Bash 6 was another successful season, with many highlights, close and exciting games throughout the season.

The Grand Final was Played between Seville Burras and Warrandyte (last season Premiers) after so many close games throughout the season the Grand Final didn't live up to expectations unfortunately.

Seville Burras 3/80 Defeating Warrandyte 9/78 very comfortably.

A HUGE and BIG Thank You to the RDCA umpires that umpired games during the season and finals.

As we look forward to Veterans Big Bash 7 next season it would be great to see some new teams involved.

I would especially like to thank my fellow Committee members for all their time and effort. Michael Whitehead, Peter Chammings and Paul Jones.

Let's see what's is in store for the RDCA Veterans Competitions in 2024/2025 Season.

WOMENS COMPETITION REPORT

Chairman - Linda Bailey

Season 2023-24 saw an expanded RDCA Women's East competition, moving from 3 grades to 4 on a Sunday, and included an ungraded mid-week T20 competition. This expansion afforded us with options to involve more women in community cricket. Our D Grade became a T20 only grade, with opportunities for double headers at each club. In turn, this led to the development of a close group of players new to cricket.

Like our counterparts in the Seniors competition, we were affected by the introduction of Play HQ to replace MyCricket, and adverse weather, with rain in the early part of the season, and an unprecedented heat wave during the semi-finals, forcing us to abandon play altogether. We progressed those teams which finished in the top two of their respective tables at the end of the home and away season into the Grand Finals. Once again, our congratulations to Mooroolbark's First XI (A Grade Premiers), Officer's First XI (B Grade Premiers), St Andrews' First XI (C Grade Blue), Kilsyth (C Grade White) and Wonga Park (D Grade).

Our presence in Melbourne's outer east has grown, with new clubs joining and existing clubs developing 2nd XI teams. Our Cricket Operations Manager conducted three workshops prior to the commencement of the season, which were designed to support clubs through the process of establishing a girls' and/or women's cricket program, and several of the clubs which attended these fielded teams in our Sunday or mid-week T20 Competitions. Additionally, the support from our local community cricket radio on Saturday mornings was a game changer in terms of raising our profile, with several of our captains and our Cricket Operations Manager featuring.

While keeping our focus on our core business, we were also able to deliver three workshops during the season for our captains, aimed at developing their understanding of their role both on and off the field.

Off the field, we continued our fortnightly newsletter, where we were able to celebrate milestones and personal achievements with our players and clubs, and continue to get to know more about our players both new and experienced. Again, the Newsletter helps us tell the stories behind the stats.

We continue to work with Cricket Victoria, our Board and other associations in Melbourne's east to implement Cricket Australia's 10 Year Plan for Women's (Community) Cricket, and the Victorian Government's Fair Access Policy, which came into effect on 1 July 2024.

As more and more RDCA Clubs develop girls cricket programs, we see the emergence of new and exciting junior talent in our women's competition, who, playing alongside some of our more established stars have provided those of us who are spectators some spectacular moments. The standard of play across all of our grades is definitely on the rise.

We thank our Board, the broader RDCA family, umpires and Cricket Victoria for their ongoing support and look forward to an equally successful 2024/25 season



STATISTICAL INFORMATION 2023/2024

LINDSAY TROLLOPE SHIELD

Premiers: Montrose CC

#	TEAM	P	PTS	BP	Q	W	L	TIE	N/R	BYE
1	Lilydale 1st XI	14	80.0	2.000	1.339	11	2	0	1	0
2	Montrose 1st XI	14	62.0	2.000	1.246	8	5	0	1	0
3	North Ringwood 1st XI	14	58.0	0	1.161	8	5	0	1	0
4	Ainslie Park 1st XI	14	54.0	1.000	1.118	7	5	1	1	0
5	Norwood CC 1st XI	14	44.0	2.000	1.098	6	7	0	1	0
6	Kilsyth 1st XI	14	36.0	1.000	0.738	4	8	1	1	0
7	South Croydon 1st XI	14	32.0	0	0.784	4	9	0	1	0
8	East Ringwood 1XI	14	26.0	0	0.754	3	10	0	1	0

Grand Final

 Montrose 1st XI	5/271 (80)	<div style="background-color: #333; color: white; padding: 2px; text-align: center; font-weight: bold;">GRAND FINAL</div> <div style="display: flex; align-items: center; margin-top: 5px;"> <div style="font-size: 1.2em; margin-right: 5px;">📅</div> Two Day+ </div> <div style="display: flex; align-items: center; margin-top: 5px;"> <div style="font-size: 1.2em; margin-right: 5px;">📅</div> 01:00 PM, Sat, 23 Mar 24 01:00 PM, Sun, 24 Mar 24 </div> <div style="display: flex; align-items: center; margin-top: 5px;"> <div style="font-size: 1.2em; margin-right: 5px;">📍</div> Montrose Reserve / Montrose Reserve </div>
 North Ringwood 1st XI	10/235 (79.2)	

Run Makers

Shifran Muthaliph (Lilydale) - 555 runs @ 39.64 (HS - 88*)
Bradley Yates (East Ringwood) - 529 runs @ 35.27 (HS - 71)
Taylor Gibson (East Ringwood) - 518 runs @ 43.17 (HS - 116)
Mitch Ebeyer (Lilydale) - 483 runs @ 34.50 (HS - 104*)
Aaron Leis (North Ringwood) - 482 runs @ 32.13 (HS - 102*)
Sam Storey (Norwood) - 474 runs @ 39.50 (HS - 76)
Michael King (South Croydon) - 457 runs @ 45.70 (HS - 88)
Matthew Clark (Kilsyth) - 451 runs @ 34.69 (HS - 115)
Paul Gloury (Norwood) - 446 runs @ 40.55 (HS - 93)
Ben Hastie (Norwood) - 438 runs @ 39.82 (HS - 73)

Hard Hitters

81 (75 x 4s, 6 x 6s) - Bradley Yates (East Ringwood)
69 (58/11) - Matthew Clark (Kilsyth)
62 (57/5) - Taylor Gibson (East Ringwood)
61 (43/18) - Daniel Thompson (Lilydale)
59 (57/2) - Mitch Ebeyer (Lilydale)
57 (52/5) - Jacob Crowe (Montrose)
56 (52/4) - Shifran Muthaliph (Lilydale)
55 (48/7) - Andy Solomons (Kilsyth)
54 (51/3) - Sam Storey (Norwood)
53 (51/2) - Shane Findlay (Montrose)
53 (38/15) - Ben Hastie (Norwood)

Centuries

129* - Daniel Thompson (Lilydale) vs East Ringwood
123 - Nathan Lester (Norwood) vs South Croydon
117* - Sam Gebert (Montrose) vs Norwood
116 - Taylor Gibson (East Ringwood) vs North Ringwood
115 - Matthew Clark (Kilsyth) vs Lilydale
104* - Mitch Ebeyer (Lilydale) vs Ainslie Park
102* - Aaron Leis (North Ringwood) vs Lilydale
102 - Michael Scott (North Ringwood) vs Montrose
101* - Aydn Sier (Ainslie Park) vs South Croydon
100 - Liam Storm (Montrose) vs North Ringwood

Partnerships

163 - Jacob Crowe & Sam Gebert, Montrose vs Kilsyth
146 - Mitch Ebeyer & Daniel Thompson, Lilydale vs East Ringwood
142* - Justin Perkins & Jacob Crowe, Montrose vs Ainslie Park
133 - Nathan Lester & Sam Storey, Norwood vs South Croydon
128 - Luke McPhie & Simon Gray, North Ringwood vs South Croydon
124 - Shane Findlay & Sam Gebert, Montrose vs Norwood
124 - Max Moss & Aydn Sier, Ainslie Park vs South Croydon
123 - Ryan Smith & Michael King, South Croydon vs East Ringwood
122* - Sam Gebert & Michael Edwards, Montrose vs Norwood
120 - Taylor Gibson & Ryan Webster, East Ringwood vs Kilsyth

Wicket Takers

Luke Ridgwell (North Ringwood) - 33 wickets @ 15.27 (BB - 4/23)
Shifran Muthaliph (Lilydale)- 32 wickets @ 19.56 (BB - 5/17)
Jacob Crowe (Montrose) - 31 wickets @ 12.55 (BB - 7/28)
Quinton Hodgkinson (Lilydale) - 31 wickets @ 17.48 (BB - 5/31)
Isaac Delaney (East Ringwood) - 30 wickets @ 16.67 (BB - 5/57)
Jake Sali (Norwood) - 29 wickets @ 15.24 (BB - 8/72)
Ryan Smith (South Croydon) - 26 wickets @ 20.27 (BB - 9/58)
Cooper Grigg (Montrose) - 25 wickets @ 18.20 (BB - 4/42)
Mitch Skinner (North Ringwood) - 25 wickets @ 23.88 (BB - 5/49)
Caleb Delaney (East Ringwood) - 21 wickets @ 22.86 (BB - 5/43)

5 Wicket Hauls

9/58 - Ryan Smith (South Croydon) vs Lilydale
8/72 - Jake Sali (Norwood) vs Kilsyth
7/28 - Jacob Crowe (Montrose) vs Lilydale
6/15 - David Killen (Ainslie Park) vs Kilsyth
6/71 - Jake Sali (Norwood) vs Lilydale
5/17 - Shifran Muthalif (Lilydale) vs Montrose
5/31 - Quinton Hodgkinson (Lilydale) vs North Ringwood
5/31 - Tom Stray (Ainslie Park) vs East Ringwood
5/43 - Caleb Delaney (East Ringwood) vs Kilsyth
5/48 - Jacob Crowe (Montrose) vs North Ringwood
5/49 - Mitch Skinner (North Ringwood) vs Ainslie Park
5/57 - Isaac Delaney (East Ringwood) vs North Ringwood
5/62 - Shifran Muthalif (Lilydale) vs Norwood

The Glovemen

Aaron Leis (North Ringwood) - 17 catches, 6 stumpings, 2 run outs
Shane Findlay (Montrose) - 22 catches, 1 stumping, 3 run outs
Joshua Gregory (Kilsyth) - 19 catches, 0 stumpings, 4 run outs
Dillon Bettess (Ainslie Park) - 10 catches, 6 stumpings, 2 run outs
Edward Saunders (Lilydale) - 15 catches, 0 stumpings, 2 run outs
Fraser Sheridan (South Croydon) - 11 catches, 1 stumping, 4 run outs
David Beagley (Norwood) - 7 catches, 2 stumpings, 0 run outs
Brad Niemann (East Ringwood) - 7 catches, 0 stumpings, 1 run out
Ryan Webster (East Ringwood) - 5 catches, 0 stumpings, 1 run out
Jarryd Gaskin (Lilydale) - 4 catches, 0 stumpings, 0 run outs

Safe Hands



11 catches - Brendan McGuinness (Ainslie Park)
10 catches - Daniel Thompson (Lilydale)
10 catches - Ben Hastie (Norwood)
10 catches - Michael Edwards (Montrose)
10 catches - Ben Clilverd (Montrose)
9 catches - Matthew Clark (Kilsyth)
9 catches - Alexander Ferguson (South Croydon)
9 catches - Rory Tattersall (South Croydon)

BILL WILKINS CUP

Premiers: Croydon Ranges CC

#	TEAM	P	PTS	BP	Q	W	L	TIE	N/R	BYE
1	St Andrews 1st XI	14	64.0	2.000	1.311	9	4	0	1	0
2	Mooroolbark 1st XI Men's	14	62.0	2.000	1.240	8	5	0	1	0
3	Bayswater Park 1st XI	14	62.0	0	0.896	8	5	0	1	0
4	Croydon Ranges CC 1st XI	14	58.0	0	1.140	8	5	0	1	0
5	Wonga Park CC 1st XI	14	50.0	0	1.272	7	6	0	1	0
6	Wantirna South 1st XI	14	38.0	2.000	0.891	5	8	0	1	0
7	Templeton 1st XI	14	32.0	0	0.729	4	9	0	1	0
8	Warrandyte 1st XI	14	26.0	2.000	0.723	3	10	0	1	0

Grand Final

 <p>St Andrews 1st XI</p>	<p>10/201 (79)</p> <p>FINAL</p>	<p>GRAND FINAL</p> <p>Two Day+</p> <p>01:00 PM, Sat, 23 Mar 24 01:00 PM, Sun, 24 Mar 24</p> <p>J.W Manson Reserve / Mid Oval</p>
 <p>Croydon Ranges CC 1st XI</p>	<p>4/205 (70.1)</p>	

Run Makers

Benji Thomas (Mooroolbark) - 864 runs @ 66.46 (HS - 113)
Chris Moorhouse (St Andrews) - 625 runs @ 89.29 (HS - 84*)
Lincoln Wong (Templeton) - 584 runs @ 58.40 (HS - 112)
Andrew Keane (Mooroolbark) - 496 runs @ 41.33 (HS - 105*)
Darcy Turnbull (Croydon Ranges) - 470 runs @ 33.57 (HS - 69*)
Toby Ford (Wonga Park) - 469 @ 42.64 (HS - 92)
Ben Mathews (Wonga Park) - 463 runs @ 35.62 (HS - 138)
Cameron Wheeler (St Andrews) - 409 runs @ 31.46 (HS - 76*)
Blake Smith (Croydon Ranges) - 362 runs @ 22.63 (HS - 61)
Cameron Smith (Wantirna South) - 352 runs @ 27.08 (HS - 66)

Hard Hitters

99 (89 x 4s, 10 x 6s) - Benji Thomas (Mooroolbark)
72 (60/12) - Lincoln Wong (Templeton)
58 (54/4) - Toby Ford (Wonga Park)
56 (52/4) - Chris Moorhouse (St Andrews)
54 (52/2) - Blake Smith (Croydon Ranges)
51 (41/10) - Ben Mathews (Wonga Park)
49 (41/8) - Andrew Keane (Mooroolbark)
48 (46/2) - Darcy Turnbull (Croydon Ranges)
46 (44/2) - Cameron Wheeler (St Andrews)
46 (43/3) - Lokupothagamage Madushanka (Warrandyte)
46 (46/0) - Dwayne Paisley (St Andrews)

Centuries

138 - Ben Matthews (Wonga Park) vs Bayswater Park
124* - Ben Taylor (Warrandyte) vs Wantirna South
113 - Benji Thomas (Mooroolbark) vs Bayswater Park
112 - Coady Mitrevski (Templeton) vs Croydon Ranges
112 - Lincoln Wong (Templeton) vs Mooroolbark
106 - Benji Thomas (Mooroolbark) vs Croydon Ranges
105* - Andrew Keane (Mooroolbark) vs Wonga Park
105* - Benji Thomas (Mooroolbark) vs Warrandyte
104* - Lincoln Wong (Templeton) vs Croydon Ranges

Partnerships

214 - Toby Ford & Ben Mathews, Wonga Park vs Bayswater Park
150 - Chris Moorhouse & Cameron Wheeler, St Andrews vs Wantirna South
146 - Andrew Keane & Benji Thomas, Mooroolbark vs Croydon Ranges
144 - Daniel Meehan & Lincoln Wong, Templeton vs Mooroolbark
144 - Dwayne Paisley & Chris Moorhouse, St Andrews vs Mooroolbark
143 - Darcy Turnbull & Zac Jenkins, Croydon Ranges vs St Andrews
141 - Andrew Keane & Benji Thomas, Mooroolbark vs Bayswater Park
125 - Josh McDonnell & Jackson Colledge, Wonga Park vs Templeton
125 - Andrew Keane & Aden Higgins, Mooroolbark vs St Andrews
118 - Toby Ford & Ben Mathews, Wonga Park vs Mooroolbark

Wicket Takers

Jordan Lynn (St Andrews) - 31 wickets @ 18.10 (BB - 6/16)
Benji Thomas (Mooroolbark) - 28 wickets @ 20.39 (BB - 5/48)
Ben White (Wonga Park) - 27 wickets @ 17.89 (BB - 4/30)
Darcy Carrigan (Croydon Ranges) - 26 wickets @ 20.50 (BB - 6/49)
Jack Blyth (Croydon Ranges) - 26 wickets @ 20.54 (BB - 6/50)
Mitchell Thomas (Croydon Ranges) - 24 wickets @ 16.38 (BB - 6/22)
Cameron Wheeler (St Andrews) - 24 wickets @ 21.21 (BB - 6/70)
Joshua White (Wonga Park) - 23 wickets @ 19.83 (BB - 5/50)
Will Spencer (Croydon Ranges) - 22 wickets @ 15.91 (BB - 4/11)
Joseph Blyth (Croydon Ranges) - 22 wickets @ 16.68 (BB - 7/11)

5 Wicket Hauls

7/11 - Joseph Blyth (Croydon Ranges) vs Mooroolbark
6/16 - Jordan Lynn (St Andrews) vs Warrandyte
6/22 - Mitchell Thomas (Croydon Ranges) vs Bayswater Park
6/49 - Darcy Carrigan (Croydon Ranges) vs Wantirna South
6/50 - Jack Blyth (Croydon Ranges) vs Warrandyte
6/70 - Cameron Wheeler (St Andrews) vs Mooroolbark
5/33 - David Simcock (Templeton) vs Wonga Park
5/35 - Mark Ross (Mooroolbark) vs Bayswater Park
5/40 - Troy Gstrein (Bayswater Park) vs Templeton
5/48 - Benji Thomas (Mooroolbark) vs Croydon Ranges
5/48 - Jack Blyth (Croydon Ranges) vs St Andrews
5/48 - Josh Kazar (Bayswater Park) vs Croydon Ranges
5/50 - Joshua White (Wonga Park) vs Bayswater Park
5/66 - Benji Thomas (Mooroolbark) vs Warrandyte

The Glovemen

Marcus Adams (Bayswater Park) - 25 catches, 6 stumpings, 1 run out
Cameron Atkinson (Wonga Park) - 21 catches, 2 stumpings, 0 run outs
Chris Moorhouse (St Andrews) - 14 catches, 2 stumpings, 4 run outs
Felix Wallis-Carnie (Wantirna South) - 12 catches, 3 stumpings, 1 run out
Will Gadsden (Croydon Ranges) - 12 catches, 2 stumpings, 5 run outs
Aden Higgins (Mooroolbark) - 11 catches, 3 stumpings, 1 run out
David Mooney (Warrandyte) - 10 catches, 3 stumpings, 3 run outs
Stu Rodie (Templeton) - 5 catches, 0 stumpings, 1 run out
Chris Williams (Templeton) - 5 catches, 1 stumpings, 1 run out

Safe Hands


16 catches - Jack Blyth (Croydon Ranges)
12 catches - Andrew Keane (Mooroolbark)
10 catches - Darcy Turnbull (Croydon Ranges)
9 catches - Jesse Lynn (St Andrews) (RDCA)
9 catches - Troy Gstrein (Bayswater Park)
9 catches - Joseph Blyth (Croydon Ranges)
8 catches - Lokupothagamage Madushanka (Warrandyte)
8 catches - Zac Jenkins (Croydon Ranges)
8 catches - Jaylan Ross (Mooroolbark)

STUART NEWWEY PLATE

Premiers: Warranwood CC

#	TEAM	P	PTS	BP	Q	W	L	TIE	N/R	BYE
1	South Warrandyte 1st XI	14	70.0	0	1.576	10	3	0	1	0
2	<u>Warranwood 1XI</u>	14	70.0	2.000	1.522	10	3	0	1	0
3	Mt Evelyn 1st XI	14	66.0	0	1.334	9	4	0	1	0
4	Montrose 2nd XI	14	48.0	0	0.913	6	7	0	1	0
5	Chirnside Park 1st XI	14	46.0	0	0.862	6	7	0	1	0
6	Seville Burras 1XI	14	44.0	2.000	1.003	6	7	0	1	0
7	Heathwood CC 1st XI	14	26.0	2.000	0.679	3	10	0	1	0
8	Croydon North 1st XI	14	24.0	0	0.581	2	11	0	1	0

Grand Final

 South Warrandyte 1st XI	10/135 (58.5)	<div style="background-color: #333; color: white; padding: 2px; text-align: center; font-weight: bold;">GRAND FINAL</div> <div style="display: flex; align-items: center; margin-top: 5px;"> <div style="font-size: 1.2em; margin-right: 5px;">🗓️</div> Two Day+ </div> <div style="display: flex; align-items: center; margin-top: 5px;"> <div style="font-size: 1.2em; margin-right: 5px;">📅</div> 01:00 PM, Sat, 23 Mar 24 01:00 PM, Sun, 24 Mar 24 </div> <div style="display: flex; align-items: center; margin-top: 5px;"> <div style="font-size: 1.2em; margin-right: 5px;">📍</div> Colman Park / Colman Park </div>
 Warranwood 1XI	8/174 (55)	

Run Makers

Morgan Persson-Clark (South Warrandyte) - 682 runs @ 56.83 (HS - 163)
Troy Hancock (Mt Evelyn) - 623 runs @ 62.30 (HS - 113)
David Johnson (Warranwood) - 581 runs @ 36.31 (HS - 129)
Denuwan Rajakaruna (South Warrandyte) - 533 runs @ 48.45 (HS - 95)
Robert Cranmer (Heathwood) - 487 runs @ 40.58 (HS - 115*)
Fraser Day (South Warrandyte) - 456 runs @ 32.57 (HS - 87)
Ryan Thompson (Montrose) - 417 runs @ 37.91 (HS - 106)
Dulan Berman (Chirnside Park) - 400 runs @ 33.33 (HS - 84*)
Campbell Mole (Mt Evelyn) - 397 runs @ 26.47 (HS - 71)
Cam Moore (Warranwood) - 396 runs @ 39.60 (HS - 81*)

Hard Hitters

99 (67 x 4s, 32 x 6s) - Troy Hancock (Mt Evelyn)
90 (74/16) - Morgan Persson-Clark (South Warrandyte)
78 (58/20) - David Johnson (Warranwood)
72 (60/12) - Denuwan Rajakaruna (South Warrandyte)
69 (64/5) - Campbell Mole (Mt Evelyn)
66 (59/7) - Fraser Day (South Warrandyte)
59 (56/3) - Daniel Giblin (Mt Evelyn)
59 (56/3) - Ryan Thompson (Montrose)
56 (42/14) - Dulan Berman (Chirnside Park)

Centuries

163 - Morgan Persson-Clark (South Warrandyte) vs Chirnside Park
129 - David Johnson (Warranwood) vs Mt Evelyn
115* - Robert Cranmer (Heathwood) vs Mt Evelyn
113 - Troy Hancock (Mt Evelyn) vs Croydon North
108 - Troy Hancock (Mt Evelyn) vs Montrose
106 - Ryan Thompson (Montrose) vs Mt Evelyn
100 - Brad Jones (Mt Evelyn) vs Montrose

Partnerships

202 - Brad Jones & Troy Hancock, Mt Evelyn vs Montrose
155 - Ryan Thompson & Matt McKane, Montrose vs Mt Evelyn
153 - David Johnson & Xavier Farrell, Warranwood vs Mt Evelyn
142 - Morgan Persson-Clark & Denuwan Rajakaruna, South Warrandyte vs Chirnside Park
140 - Jett Hartman & Jake Blackwell, Mt Evelyn vs Croydon North
133 - Campbell Mole & Troy Hancock, Mt Evelyn vs Croydon North
130 - Josh McCallum & Mitchell O'Neil, Montrose vs Croydon North
123 - Tom Peter-Budge & Fraser Day, South Warrandyte vs Montrose
119 - Chris Deidun & Ethan Weston, Heathwood vs Chirnside Park
115 - Sagar Ahir & Dulan Berman, Chirnside Park vs Croydon North
115 - Fraser Day & Morgan Persson-Clark, South Warrandyte vs Heathwood

Wicket Takers

Jake Gilbert (Warranwood) - 40 wickets @ 14.13 (BB - 5/41)
Fraser Day (South Warrandyte) - 30 wickets @ 10.40 (BB - 7/66)
Robert Cranmer (Heathwood) - 26 wickets @ 20.31 (BB - 7/43)

Bohdie Jones (Mt Evelyn) - 26 wickets @ 22.81 (BB - 5/45)
Caleb Hrabe (Mt Evelyn) - 24 wickets @ 23.46 (BB - 6/38)
Darcy Fraser (Mt Evelyn) - 23 wickets @ 14.87 (BB - 4/24)
Kane Jones (Seville) - 23 wickets @ 15.22 (BB - 4/27)
Josh Exley (South Warrandyte) - 22 wickets @ 14.73 (BB - 4/20)
Daniel Gibbs (South Warrandyte) - 22 wickets @ 17.45 (BB - 4/38)
Riley Foster (Seville) - 21 wickets @ 18.19 (BB - 4/37)

5 Wicket Hauls

7/43 - Robert Cranmer (Heathwood) vs Croydon North
7/66 - Fraser Day (South Warrandyte) vs Croydon North
6/21 - Karl Grift (Chirnside Park) vs Seville
6/36 - David Johnson (Warranwood) vs Mt Evelyn
6/38 - Caleb Hrabe (Mt Evelyn) vs Chirnside Park
5/14 - Cody Marshall (Warranwood) vs Chirnside Park
5/14 - Cameron Spaulding (Warranwood) vs Chirnside Park
5/25 - Oliver McKenzie (Warranwood) vs Montrose
5/30 - Matt McKane (Montrose) vs Heathwood
5/35 - Cameron Storm (Montrose) vs Seville
5/41 - Jake Gilbert (Warranwood) vs Heathwood
5/45 - Bohdie Jones (Mt Evelyn) vs Croydon North
5/48 - Cameron Storm (Montrose) vs Croydon North
5/63 - Jake Gilbert (Warranwood) vs South Warrandyte

The Glovemen

Connor Ratcliffe (Montrose) - 14 catches, 7 stumpings, 2 run outs
Alastair Price (South Warrandyte) - 17 catches, 1 stumping, 1 run out
Troy Hancock (Mt Evelyn) - 15 catches, 1 stumping, 0 run outs
Xavier Farrell (Warranwood) - 15 catches, 0 stumpings, 0 run out
Glenn Gromadovski (Chirnside Park) - 11 catches, 1 stumping, 0 run outs
Ethan Weston (Heathwood) - 6 catches, 2 stumpings, 0 run outs
Angus Smith (Seville) - 7 catches, 0 stumpings, 2 run outs
Ashton Smith (Heathwood) - 4 catches, 3 stumpings, 1 run out
Caleb Lobbe (Croydon North) - 7 catches, 0 stumpings, 0 run outs
Luke Pearse (Seville) - 6 catches, 1 stumping, 0 run outs

Safe Hands



10 catches - Daniel Giblin (Mt Evelyn)
9 catches - Campbell Mole (Mt Evelyn)
8 catches - Chris Noy (Croydon North)
8 catches - Cameron Storm (Montrose)
8 catches - Jake Motteram (Montrose)
7 catches - Fraser Day (South Warrandyte)
7 catches - Jake Blackwell (Mt Evelyn)
7 catches - Kane Jones (Seville)
7 catches - Reece Hancock (Mt Evelyn)
7 catches - Darcy Brush (Warranwood)

STEVE PASCOE SHIELD

Premiers: North Ringwood CC

#	TEAM	P	PTS	BP	Q	W	L	TIE	N/R	BYE
1	North Ringwood 2nd XI	14	89.0	2.000	2.121	11	1	0	2	0
2	Ainslie Park 2nd XI	14	72.0	0	1.599	10	3	0	1	0
3	Yarra Junction 1stXI	14	60.0	2.000	1.337	8	5	0	1	0
4	Warrandyte 2nd XI	14	58.0	0	1.075	8	5	0	1	0
5	Croydon Ranges CC 2nd XI	14	40.0	0	0.747	5	8	0	1	0
6	Kilsyth 2nd XI	14	34.0	2.000	0.971	4	9	0	1	0
7	South Croydon 2nd XI	14	27.0	2.000	0.575	3	9	0	2	0
8	Wantirna South 2nd XI	14	16.0	0	0.489	2	11	0	1	0

Grand Final

 <p>North Ringwood 2nd XI</p>	<p>6/183 (75)</p> <p>FINAL</p>	<p>GRAND FINAL</p> <p>Two Day+</p> <p>01:00 PM, Sat, 23 Mar 24 01:00 PM, Sun, 24 Mar 24</p> <p>North Ringwood Reserve / North Ringwood Reserve</p>
 <p>Ainslie Park 2nd XI</p>	<p>10/182 (75.2)</p>	

Run Makers

Cameron Eustice (Ainslie Park) - 610 runs @ 40.67 (HS - 94)
David Lever (Yarra Junction) - 439 runs @ 62.71 (HS - 152)
Kevin Bomford (Yarra Junction) - 432 runs @ 39.27 (HS - 158*)
Ben Gill (North Ringwood) - 393 runs @ 35.73 (HS - 119)
Daniel Caton (Kilsyth) - 384 runs @ 48.00 (HS - 114)
Nathan Croot (Ainslie Park) - 346 runs @ 28.83 (HS - 84)
Travis Nightingale (Yarra Junction) - 341 runs @ 34.10 (HS - 68)
Coby Arbuckle (Ainslie Park) - 334 runs @ 55.67 (HS - 101*)
Thomas Robinson (North Ringwood)- 327 runs @ 40.88 (HS - 86*)
Nickolas Zinghini (Kilsyth) - 305 runs @ 27.73 (HS - 87*)

Hard Hitters

78 (56 x 4s, 22 x 6s) - Cameron Eustice (Ainslie Park)
59 (39/20) - Kevin Bomford (Yarra Junction)
48 (43/5) - Coby Arbuckle (Ainslie Park)
47 (38/9) - David Lever (Yarra Junction)
47 (39/8) - Nathan Croot (Ainslie Park)
43 (37/6) - Ryan Lacey (South Croydon)
43 (41/2) - Travis Nightingale (Yarra Junction)
43 (39/4) - Nickolas Zinghini (Kilsyth)
41 (40/1) - Sean Minetti (Ainslie Park)
41 (39/2) - Daniel Roe (North Ringwood)

Centuries

158* - Kevin Bomford (Yarra Junction) vs Kilsyth
152 - David Lever (Yarra Junction) vs Wantirna South
151 - Luke Ivanovic (Kilsyth) vs South Croydon
150 - Daniel Roe (North Ringwood) vs Wantirna South
119* - Jackson Weatherill (South Croydon) vs Wantirna South
119 - Ben Gill (North Ringwood) vs Wantirna South
114* - Matthew Stoikos (North Ringwood) vs South Croydon
114 - Daniel Caton (Kilsyth) vs Wantirna South
103* - Jame Johnstone (Ainslie Park) vs Wantirna South
103* - Isaac Rakuscek (Warrandyte) vs South Croydon
102* - Sean Minetti (Ainslie Park) vs Wantirna South
101* - Coby Arbuckle (Ainslie Park) vs Kilsyth

Partnerships

230 - Daniel Roe & Ben Gill, North Ringwood vs Wantirna South
170* - Chris Dobson & Jackson Weatherill, South Croydon vs Wantirna South
163 - Luke Ivanovic & Jake Powell, Kilsyth vs South Croydon
161 - Nathan Croot & Cameron Eustice, Ainslie Park vs South Croydon
147 - Coby Arbuckle & Cameron Eustice, Ainslie Park vs Wantirna South
145 - Luke Ervine & Matthew Stoikos, North Ringwood vs South Croydon
143* - Sean Minetti & Sean Arbuckle, Ainslie Park vs Wantirna South
122* - Nickolas Zinghini & Hayden Pleming, Kilsyth vs Ainslie Park
116 - Blake Haslam & Isaac Rakuscek, Warrandyte vs South Croydon
107 - David Lever & Kevin Bomford, Yarra Junction vs Wantirna South

Wicket Takers

Kevin Bomford (Yarra Junction) - 37 wickets @ 11.24 (BB - 5/21)
Samuel Ridgwell (North Ringwood) - 28 wickets @ 10.86 (BB - 4/15)
Nicholas Rule (North Ringwood) - 24 wickets @ 15.75 (BB - 5/19)
Matthew Delahunty (Ainslie Park) - 22 wickets @ 17.41 (BB - 6/56)
Callum Power (North Ringwood) - 21 wickets @ 19.29 (BB - 3/49)
Hugo Hay (Warrandyte) - 20 wickets @ 19.85 (BB - 3/24)
Jordan Poynton (Yarra Junction) - 19 wickets @ 15.37 (BB - 4/7)
Rhys Matthews (Yarra Junction) - 18 wickets @ 17.06 (BB - 5/42)
Harrison Low (Croydon Ranges) - 18 wickets @ 18.39 (BB - 5/23)
Jarrah Aitken (Warrandyte) - 18 wickets @ 20.72 (BB - 5/28)
Tom Heffernan (Warrandyte) - 18 wickets @ 21.83 (BB - 7/28)

5 Wicket Hauls

7/28 - Tom Heffernan (Warrandyte) vs Croydon Ranges
6/56 - Matthew Delahunty (Ainslie Park) vs Croydon Ranges
5/19 - Nicholas Rule (North Ringwood) vs Yarra Junction
5/20 - Joel Harris (Kilsyth) vs Croydon Ranges
5/21 - Kevin Bomford (Yarra Junction) vs Kilsyth
5/23 - Harrison Low (Croydon Ranges) vs Wantirna South
5/25 - Alex Simmons (North Ringwood) vs Wantirna South
5/28 - Jarrah Aitken (Warrandyte) vs Yarra Junction
5/42 - Rhys Matthews (Yarra Junction) vs Ainslie Park
5/69 - Mark Unternahrer (Kilsyth) vs Yarra Junction
5/83 - Caleb Webb (Wantirna South) vs Kilsyth

The Glovemen

Charlie Moore (North Ringwood) - 13 catches, 1 stumping, 0 run outs
Mike Ainsley (Yarra Junction) - 8 catches, 4 stumpings, 3 run outs
Logan Bell (Wantirna South) - 10 catches, 1 stumping, 1 run out
Kadyn Trayford (Warrandyte) - 10 catches, 1 stumping, 0 run outs
Michael Hendley (Croydon Ranges) - 9 catches, 0 stumpings, 0 run outs
Jack Evans (Ainslie Park) - 7 catches, 2 stumpings, 4 run outs
Darcy Poole (Warrandyte) - 6 catches, 1 stumping, 1 run out
William Beard (Kilsyth) - 6 catches, 1 stumping, 0 run outs
Aston Buffey (Croydon Ranges) - 4 catches, 0 stumpings, 0 run outs
Oliver Brown (South Croydon) - 3 catches, 0 stumpings, 1 run out

Safe Hands

11 catches - Luke Warren (Warrandyte)
9 catches - Blake Haslam (Warrandyte)
7 catches - Cameron Eustice (Ainslie Park)
7 catches - Callum Power (North Ringwood)
6 catches - Kevin Bomford (Yarra Junction)
6 catches - Travis Nightingale (Yarra Junction)
6 catches - Scott Cogan (South Croydon)
6 catches - Matt Steiniger (Croydon Ranges)
6 catches - Noah Habjan (Warrandyte)

6 catches - Lachlan McAlary (Warrandyte)






6 catches - Sean Arbuckle (Ainslie Park)

PAT MEEHAN SHIELD

Premiers: Norwood CC

#	TEAM	P	PTS	BP	Q	W	L	TIE	N/R	BYE
1	East Ringwood 2XI	14	80.0	2.000	1.311	11	2	0	1	0
2	Norwood CC 2nd XI	14	63.0	2.000	1.340	8	4	1	1	0
3	Lusatia Park 1st XI	14	54.0	2.000	0.980	7	6	0	1	0
4	Healesville 1st XI	14	47.0	0	1.051	6	6	1	1	0
5	Eastfield 1st XI	14	46.0	0	1.116	6	7	0	1	0
6	Lilydale 2nd XI	14	38.0	2.000	0.870	5	8	0	1	0
7	Wonga Park CC 2nd XI	14	34.0	0	0.762	4	9	0	1	0
8	South Warrandyte 2nd XI	14	30.0	0	0.755	4	9	0	1	0

Grand Final

 Norwood CC 2nd XI	10/187 (79.3)	<div style="background-color: #333; color: white; padding: 2px; display: inline-block;">GRAND FINAL</div>  Two Day+  01:00 PM, Sat, 23 Mar 24 01:00 PM, Sun, 24 Mar 24  Mullum Reserve / Oval 1 (Main)	>
<div style="background-color: #ccc; padding: 2px; display: inline-block;">FINAL</div>	10/96 (61.4)		
 East Ringwood 2XI			

Run Makers

Scott Reece (Eastfield) - 565 runs @ 62.78 (HS - 132)
Yuvraj Sharma (Norwood) - 524 runs @ 40.31 (HS - 138)
Chris Reynolds (Lusatia Park) - 399 runs @ 57.00 (HS - 118)
Nathan Percy (East Ringwood) - 383 runs @ 29.46 (HS - 69)
Ryan Webster (Healesville) - 369 runs @ 41.00 (HS - 69)
Jason Cant (Norwood) - 359 runs @ 35.90 (HS - 88)
Ash Hamer (Healesville) - 347 runs @ 28.92 (HS - 140)
Matthew Sansom (Norwood) - 338 runs @ 28.17 (HS - 59)
Luke Chandler (Healesville) - 335 runs @ 41.88 (HS - 60*)
Mason O'Neill (Norwood) - 328 runs @ 36.44 (HS - 77)

Hard Hitters

89 (84 x 4s, 5 x 6s) - Scott Reece (Eastfield)
56 (45/11) - Luke Chandler (Healesville)
55 (49/6) - Ash Hamer (Healesville)
50 (49/1) - Yuvraj Sharma (Norwood)
50 (47/3) - Tim Diggins (Lusatia Park)
45 (36/9) - Jason Cant (Norwood)
44 (43/1) - Joshua Handasyde (Healesville)
42 (38/4) - Chris Reynolds (Lusatia Park)
41 (40/1) - Matthew Sansom (Norwood)
41 (36/5) - Ben Anderson (Eastfield)
41 (40/1) - Nathan Percy (East Ringwood)

Centuries

140 - Ash Hamer (Healesville) vs Wonga Park
138 - Yuvraj Sharma (Norwood) vs Lusatia Park
132 - Scott Reece (Eastfield) vs Lusatia Park
119 - Tim Diggins (Lusatia Park) vs Norwood
118 - Chris Reynolds (Lusatia Park) vs East Ringwood
111* - Ben Anderson (Eastfield) vs Lilydale
104 - Chris Reynolds (Lusatia Park) vs Eastfield
100 - Jackson Ford (Wonga Park) vs Eastfield

Partnerships

140* - Ryan Currie & Oscar Pragharatne, South Warrandyte vs Wonga Park
136 - Yuvraj Sharma & Mason O'Neill, Norwood vs Lusatia Park
128 - Yuvraj Sharma & Mason O'Neill, Norwood vs Eastfield
128 - Jason Lovell & Steve Paterson, Wonga Park vs Healesville
121 - Matthew Sansom & Jason Cant, Norwood vs Healesville
116 - Scott Reece & Nicholas Martin, Eastfield vs Lusatia Park
107 - Matthew Anderson & Scott Reece, Eastfield vs East Ringwood
105 - Jake Guerin & Tyler Parker, Wonga Park vs South Warrandyte
102* - Ben Anderson & Scott Reece, Eastfield vs Lilydale
100 - Ryan Webster & Ash Hamer, Healesville vs Wonga Park

Wicket Takers

Mitchell Tampaline (Healesville) - 29 wickets @ 16.28 (BB - 4/13)

Lloyd Jordan (Norwood) - 27 wickets @ 11.48 (BB - 5/44)
Blake Sterritt (East Ringwood) - 25 wickets @ 18.60 (BB - 3/12)
Terry Bennett (Lusatia Park) - 25 wickets @ 23.84 (BB - 5/65)
Aydan Baker (East Ringwood) - 24 wickets @ 22.54 (BB - 4/51)
Jarred Stone (Wonga Park) - 23 wickets @ 22.48 (BB - 5/54)
Luke Hands (Lilydale) - 22 wickets @ 17.14 (BB - 3/1)
Nickolas Ruciack (Eastfield) - 22 wickets @ 18.00 (BB - 4/20)
Joshua Handasyde (Healesville) - 21 wickets @ 19.90 (BB - 5/14)
Tarkyn Nicolandos (Healesville) - 21 wickets @ 21.76 (BB - 5/53)

5 Wicket Hauls

7/26 - Jeremy Bell (East Ringwood) vs South Warrandyte
7/82 - Tyson Gaskett (Lusatia Park) vs Norwood
6/32 - Joshua Holmes (Eastfield) vs Lilydale
6/79 - Paul Broussard (Lusatia Park) vs Wonga Park
5/14 - Joshua Handasyde (Healesville) vs Lusatia Park
5/17 - Thomasz Strus (Norwood) vs Healesville
5/18 - Charlie Lawson (Norwood) vs Lilydale
5/33 - Josh Gray (East Ringwood) vs Norwood
5/39 - Jackson Emery (South Warrandyte) vs Norwood
5/44 - Lloyd Jordan (Norwood) vs East Ringwood
5/47 - Nathan Thompson (Lilydale) vs South Warrandyte
5/53 - Tarkyn Nicolandos (Healesville) vs Wonga Park
5/54 - Jarred Stone (Wonga Park) vs Lusatia Park
5/64 - Luke Raggett (Norwood) vs Lilydale
5/65 - Terry Bennett (Lusatia Park) vs Eastfield

The Glovemen

Thomas Handasyde (Healesville) - 19 catches, 3 stumpings, 2 run outs
Jarryd Gaskin (Lilydale) - 17 catches, 1 stumping, 1 run out
Anthony Dykes (Norwood) - 16 catches, 2 stumpings, 2 run outs
Matthew Robinson (Lusatia Park) - 14 catches, 2 stumpings, 0 run outs
Brodie Hood (Wonga Park) - 13 catches, 3 stumpings, 1 run out
Sam Griffiths (East Ringwood) - 14 catches, 0 stumpings, 1 run out
Ryan Currie (South Warrandyte) - 12 catches, 1 stumping, 1 run out
Liam Rooks (Eastfield) - 11 catches, 1 stumping, 3 run outs
David Beagley (Norwood) - 4 catches, 1 stumping, 0 run outs

Safe Hands


9 catches - Scott Reece (Eastfield)
9 catches - Nickolas Ruciack (Eastfield)
9 catches - Terry Bennett (Lusatia Park)
8 catches - Nathan Percy (East Ringwood)
8 catches - James Dempsey (East Ringwood)
8 catches - Lochie Winter-Annette (Lusatia Park)
8 catches - Michael Dwyer (Lusatia Park)
7 catches - Andrew Van Der Vlugt (Lusatia Park)
7 catches - Bailey Anderson (East Ringwood)

IAN SPENCER SHIELD

Premiers: Templeton CC

#	TEAM	P	PTS	BP	Q	W	L	TIE	N/R	BYE
1	Coldstream 1st XI	14	74.0	2.000	1.316	10	3	0	1	0
2	Templeton 2nd XI	14	74.0	0	1.249	10	3	0	1	0
3	Montrose 3rd XI	14	72.0	2.000	1.288	9	4	0	1	0
4	St Andrews 2nd XI	14	53.0	0	1.173	7	5	1	1	0
5	Warranwood 2XI	14	38.0	0	1.060	5	8	0	1	0
6	Mooroolbark 2nd XI Men's	14	35.0	0	0.866	4	8	1	1	0
7	Chirside Park 2nd XI	14	30.0	0	0.756	4	9	0	1	0
8	Bayswater Park 2nd XI	14	18.0	2.000	0.558	2	11	0	1	0

Grand Final

 Coldstream 1st XI	10/135 (74.4)	<div style="background-color: #333; color: white; padding: 2px; text-align: center; font-weight: bold;">GRAND FINAL</div> <p>Two Day+</p> <p>01:00 PM, Sat, 23 Mar 24 01:00 PM, Sun, 24 Mar 24</p> <p>Coldstream Recreation Reserve / Halle Supple Oval</p>
<div style="background-color: #ccc; padding: 2px; font-weight: bold;">FINAL</div>	10/155 (75.5)	

Run Makers

Lachlan Crawford (Coldstream) - 545 runs @ 36.33 (HS - 123)
Matt Sutherland (St Andrews) - 538 runs @ 41.38 (HS - 108)
Javier Mastronardi (Montrose) - 472 runs @ 33.71 (HS - 84*)
Cadyn Gottlieb (Templeton) - 410 runs @ 34.17 (HS - 78)
Wayne Ross (Mooroolbark) - 362 runs @ 36.20 (HS - 78*)
Will Newey (Montrose) - 349 runs @ 29.08 (HS - 72)
Brant Gromadovski (Chirnside Park) - 310 runs @ 28.18 (HS - 46)
Chris Pahi (St Andrews) - 302 runs @ 25.17 (HS - 46*)
Devesh Singh (Templeton) - 296 runs @ 29.60 (HS - 65)
Spencer Petrie (St Andrews) - 289 runs @ 36.13 (HS - 120)

Hard Hitters

70 (62 x 4s, 8 x 6s) - Matt Sutherland (St Andrews)
62 (47/15) - Lachlan Crawford (Coldstream)
50 (40/10) - Javier Mastronardi (Montrose)
48 (38/10) - Will Newey (Montrose)
40 (32/8) - Spencer Petrie (St Andrews)
37 (32/5) - Brant Gromadovski (Chirnside Park)
37 (31/6) - Aaron Brooks (Montrose)
36 (36/0) - Wayne Ross (Mooroolbark)
34 (31/3) - John Harford (Bayswater Park)
33 (28/5) - Charley Smith (Montrose)

Centuries

136 - Jackson McFarlane (Chirnside Park) vs Bayswater Park
123 - Lachlan Crawford (Coldstream) vs Montrose
120 - Spencer Petrie (St Andrews) vs Montrose
116 - John Harford (Bayswater Park) vs Montrose
108 - Matt Sutherland (St Andrews) vs Coldstream
107 - Matt Sutherland (St Andrews) vs Bayswater Park
103 - Charley Smith (Montrose) vs Mooroolbark
100* - Jordan Trollope (Mooroolbark) vs Warranwood

Partnerships

136 - Will Newey & Javier Mastronardi, Montrose vs Bayswater Park
131 - Matt Sutherland & Spencer Petrie, St Andrews vs Montrose
131 - Robert Deluca & Spencer Petrie, St Andrews vs Chirnside Park
123 - Wayne Ross & Tim Nathan, Mooroolbark vs Bayswater Park
120 - Jack Murphy & Jordan Trollope, Mooroolbark vs Warranwood
117 - Cam Moore & Matthew Hughes, Warranwood vs St Andrews
116 - Jack Brisbane & Charley Smith, Montrose vs Mooroolbark
115 - Devesh Singh & Zac Disney, Templeton vs Chirnside Park
113 - John Harford & Tom Mills, Bayswater Park vs Montrose
112 - Nathan Rees & Joel Lindeman-Collins, Montrose vs Chirnside Park

Wicket Takers

Leigh Marshall (Montrose) - 27 wickets @ 13.74 (BB - 5/25)
Daniel Whelan (Coldstream) - 26 wickets @ 14.31 (BB - 7/32)

Tim Smith (Coldstream) - 25 wickets @ 13.08 (BB - 4/29)
Brad Malbon (Chirnside Park) - 22 wickets @ 14.00 (BB - 4/28)
Carl Dikschei (Coldstream) - 20 wickets @ 16.50 (BB - 4/14)
Zac Disney (Templeton) - 19 wickets @ 19.42 (BB - 4/39)
Eoin Fay (Bayswater Park) - 19 wickets @ 27.53 (BB - 6/68)
Zane Tasevski (Templeton) - 18 wickets @ 12.11 (BB - 3/1)
Wayne Ross (Mooroolbark) - 18 wickets @ 15.67 (BB - 3/8)
Thomas Edwards (Templeton) - 18 wickets @ 19.28 (BB - 6/18)
Vijain Premaratne (St Andrews) - 18 wickets @ 26.67 (BB - 4/52)

5 Wicket Hauls

7/32 - Daniel Whelan (Coldstream) vs Warranwood
7/56 - Aaron Leonard (Mooroolbark) vs Templeton
6/18 - Thomas Edwards (Templeton) vs Bayswater Park
6/68 - Eoin Fay (Bayswater Park) vs Warranwood
5/7 - Anthony Druitt (Chirnside Park) vs Warranwood
5/18 - Harrison Bedford (St Andrews) vs Bayswater Park
5/19 - Tom Kennedy (Montrose) vs Bayswater Park
5/25 - Leigh Marshall (Montrose) vs Templeton
5/25 - Daniel Whelan (Coldstream) vs Chirnside Park
5/26 - Adam Whelan (Coldstream) vs Chirnside Park
5/26 - Bayley Driscoll (Mooroolbark vs Bayswater Park
5/42 - Karl Griff (Chirnside Park) vs Bayswater Park
5/47 - Daniel Ferguson (Montrose) vs Templeton

The Glovemen

Ryan Gill (Templeton) - 14 catches, 3 stumpings, 1 run out
Mark Farrell (Warranwood) - 13 catches, 1 stumping, 2 run outs
Aaron Brooks (Montrose) - 13 catches, 0 stumpings, 2 run outs
Bryn Jones (Mooroolbark) - 11 catches, 1 stumping, 2 run outs
Lachlan Crawford (Coldstream) - 10 catches, 2 stumpings, 2 run outs
Robert Deluca (St Andrews) - 8 catches, 1 stumping, 1 run out
Liam Russell (Warranwood) - 6 catches, 0 stumpings, 1 run out
John Harford (Bayswater Park) - 4 catches, 2 stumpings, 1 run out
Spencer Petrie (St Andrews) - 4 catches, 1 stumping, 1 run out
Nathan Rees (Montrose) - 4 catches, 1 stumping, 0 run outs
Shane Richards (Chirnside Park) - 4 catches, 1 stumping, 0 run outs

Safe Hands

9 catches - Charley Smith (Montrose)
8 catches - Daniel Ferguson (Montrose)
8 catches - Matthew Hughes (Warranwood)
8 catches - Cadyn Gottliebsen (Templeton)
8 catches - Matthew Thompson (Coldstream)
7 catches - Leigh Marshall (Montrose)
7 catches - Carl Dikschei (Coldstream)
7 catches - Vijan Premaratne (St Andrews)
7 catches - Michael Pezzimenti (Coldstream)
7 catches - Javier Mastronardi (Montrose)

7 catches - Jordan Trollope (Mooroolbark)



7 catches - Rohan Smith (St Andrews)

DAVID BEATTY SHIELD

Premiers: North Ringwood CC

#	TEAM	P	PTS	BP	Q	W	L	TIE	N/R	BYE
1	Heathwood CC 2nd XI	14	69.0	2.000	1.597	9	3	0	2	0
2	North Ringwood 3rd XI	14	66.0	0	1.294	9	4	0	1	0
3	East Ringwood 3XI	14	64.0	2.000	0.961	9	4	0	1	0
4	Norwood CC 3rd XI	14	63.0	2.000	1.279	8	4	0	2	0
5	Mt Evelyn 2nd XI	14	54.0	2.000	1.182	7	6	0	1	0
6	Seville Burras 2XI	14	39.0	0	0.809	4	8	0	2	0
7	Wandin CC 1st XI	14	30.0	0	0.655	4	9	0	1	0
8	Warrandyte 3rd XI	14	7.0	0	0.640	0	12	0	2	0

Grand Final

 Heathwood CC 2nd XI	10/110 (52.4)	<div style="background-color: #333; color: white; padding: 2px; text-align: center; font-weight: bold;">GRAND FINAL</div> <div style="display: flex; align-items: center; gap: 10px;"> <div style="font-size: 1.2em;">📅</div> <div>Two Day+</div> </div> <div style="display: flex; align-items: center; gap: 10px; margin-top: 5px;"> <div style="font-size: 1.2em;">📅</div> <div>01:00 PM, Sat, 23 Mar 24 01:00 PM, Sun, 24 Mar 24</div> </div> <div style="display: flex; align-items: center; gap: 10px; margin-top: 5px;"> <div style="font-size: 1.2em;">📍</div> <div>Heathmont Reserve / Heathmont Reserve</div> </div>
 North Ringwood 3rd XI	10/197 (77.3)	

Run Makers

Hayden Kelly (Norwood) - 494 runs @ 44.91 (HS - 123*)
Justin Cook (Norwood) - 472 runs @ 42.91 (HS - 94)
Luke Ervine (North Ringwood) - 437 runs @ 31.21 (HS - 83)
Darren Westaway (Mt Evelyn) - 389 runs @ 64.83 (HS - 74*)
Tim Thorne (Wandin) - 375 runs @ 28.85 (HS - 95)
Jamie Shaw (Mt Evelyn) - 323 runs @ 24.85 (HS - 86)
Leigh Rigby (North Ringwood) - 294 runs @ 19.60 (HS - 58)
Brian l'Anson (North Ringwood) - 281 runs @ 23.42 (HS - 47)
Patrick Danaher (Heathwood) - 279 runs @ 23.25 (HS - 81)
David Thorne (Wandin) - 278 runs @ 19.86 (HS - 68)

Hard Hitters

78 (68 x 4s, 10 x 6s) - Justin Cook (Norwood)
67 (66/1) - Hayden Kelly (Norwood)
54 (54/0) - Darren Westaway (Mt Evelyn)
45 (41/5) - Jamie Shaw (Mt Evelyn)
41 (41/0) - Bailey Bowyer (Warrandyte)
40 (36/4) - Chris Morrow (Mt Evelyn)
39 (39/0) - Patrick Danaher (Heathwood)
38 (38/0) - Andy MacCartney (Heathwood)
34 (26/8) - Gary Peters (East Ringwood)
34 (33/1) - Craig Noske (Heathwood)

Centuries

123* - Hayden Kelly (Norwood) vs Warrandyte
116* - Jasper Barry (Seville) vs Wandin
103 - Charlie Moore (North Ringwood) vs East Ringwood
101 - Brendan Redfern (East Ringwood) vs Seville
100* - Jett Hartman (Mt Evelyn) vs Seville
100* - Luke Falkingham (Wandin) vs Mt Evelyn

Partnerships

165 - Luke Ervine & Charlie Moore, North Ringwood vs East Ringwood
142 - Isaac Rakuscek & Noah Habjan, Warrandyte vs Heathwood
131* - Clem Crozier & Alex Niemann, East Ringwood vs Wandin
113* - Chris Morrow & Darren Westaway, Mt Evelyn vs Wandin
113 - Adam Smith & Darren Westaway, Mt Evelyn vs East Ringwood
110 - James Oakley & Luke Falkingham, Wandin vs Mt Evelyn
109 - Craig Noske & Robert Jenkins, Heathwood vs Warrandyte
109 - Luke Falkingham & Lachlan Alderman, Wandin vs Seville
108 - Justin Cook & Hayden Kelly, Norwood vs Warrandyte
102* - Jett Hartman & Darren Westaway, Mt Evelyn vs Seville

Wicket Takers

Paul Bremner (Heathwood) - 28 wickets @ 9.39 (BB - 5/10)
Daniel Tucker (North Ringwood) - 27 wickets @ 16.96 (BB - 5/34)
Gary Peters (East Ringwood) - 27 wickets @ 18.44 (BB - 4/4)
Bruce Sansom (Norwood) - 21 wickets @ 14.00 (BB - 5/21)
Leigh Curwood (Wandin) - 21 wickets @ 22.24 (BB - 4/28)
Jamie Shaw (Mt Evelyn) - 20 wickets @ 11.50 (BB - 5/36)
Ezra Horneman (North Ringwood) - 19 wickets @ 19.58 (BB - 4/17)
Jamie Walker (Norwood) - 18 wickets @ 16.50 (BB - 7/41)
Jarrod Dobson (Wandin) - 18 wickets @ 20.50 (BB - 7/51)
Hayden Kelly (Norwood) - 17 wickets @ 12.76 (BB - 3/31)

Reuben MacCartney (Heathwood) - 17 wickets @ 15.18 (BB - 4/7)

5 Wicket Hauls

7/41 - Jamie Walker (Norwood) vs East Ringwood
7/51 - Jarrod Dobson (Wandin) vs Warrandyte
5/10 - Paul Bremner (Heathwood) vs Warrandyte
5/14 - Brendan Creedy (Mt Evelyn) vs Wandin
5/21 - Bruce Sansom (Norwood) vs Seville
5/23 - Lachlan O'Donnell (North Ringwood) vs Heathwood
5/28 - Reuben Parsons (North Ringwood) vs Warrandyte
5/30 - Lachlan Harvey (North Ringwood) vs Norwood
5/31 - Alex Whiting (Mt Evelyn) vs North Ringwood
5/34 - Daniel Tucker (North Ringwood) vs East Ringwood
5/36 - Jamie Shaw (Mt Evelyn) vs Wandin

The Glovemen

Darren Westaway (Mt Evelyn) - 17 catches, 3 stumpings, 7 run outs
Craig Noske (Heathwood) - 8 catches, 10 stumpings, 3 run outs
Joel Griffiths (East Ringwood) - 7 catches, 0 stumpings, 4 run outs
Nathaniel Lucas (Seville) - 6 catches, 0 stumpings, 0 run outs
Zac Jones (Norwood) - 6 catches, 1 stumping, 2 run outs
Thomas Logan (North Ringwood) - 6 catches, 0 stumpings, 2 run outs
Ricky Moore (North Ringwood) - 6 catches, 1 stumping, 1 run out
Chris Morrow (Mt Evelyn) - 5 catches, 0 stumpings, 0 run outs
Kadyn Trayford (Warrandyte) - 5 catches, 0 stumpings, 1 run out
Justin Cook (Norwood) - 4 catches, 0 stumpings, 6 run outs
Ben Noske (Heathwood) - 2 catches, 2 stumpings, 0 run outs

Safe Hands


9 catches - Gary Peters (East Ringwood)
8 catches - Jamie Shaw (Mt Evelyn)
8 catches - Luke Ervine (North Ringwood)
6 catches - Paul Bremner (Heathwood)
6 catches - Jordan Osborn (Norwood)
6 catches - Riley McDowell (Heathwood)
6 catches - Ben Nicholls (North Ringwood)
6 catches - Luke Shepherd (Mt Evelyn)

DON SMITH SHIELD

Premiers: Ainslie Park CC

#	TEAM	P	PTS	BP	Q	W	L	TIE	N/R	BYE
1	Croydon Ranges CC 3rd XI	14	80.0	2.000	1.197	11	2	0	1	0
2	Ainslie Park 3rd XI	14	60.0	0	1.264	7	4	1	2	0
3	Yarra Glen Senior Men 1st XI	14	60.0	0	0.854	8	5	0	1	0
4	Montrose 4th XI	14	53.0	2.000	1.151	6	6	0	2	0
5	Warranwood 3XI	14	48.0	2.000	1.088	6	7	0	1	0
6	Hoddles Creek 1st XI	14	42.0	2.000	1.100	5	8	0	1	0
7	Wonga Park CC 3rd XI	14	41.0	0	0.986	5	7	0	2	0
8	Yarra Junction 2ndXI	14	16.0	0	0.603	1	10	1	2	0


Grand Final



Croydon Ranges CC 3rd XI

10/115
(56.3)


FINAL





Ainslie Park 3rd XI

9/143
(71)

GRAND FINAL

 Two Day+

 01:00 PM, Sat, 23 Mar 24
01:00 PM, Sun, 24 Mar 24

 Silcock Reserve / South Oval

Run Makers

Travis Gloury (Yarra Glen) - 693 runs @ 86.63 (HS - 139)
Julian Holland (Yarra Glen) - 617 runs @ 61.70 (HS - 104)
Darren Walles (Ainslie Park) - 549 runs @ 78.43 (HS - 115)
Glenn Spencer (Croydon Ranges) - 450 runs @ 50.00 (HS - 187*)
Nathan Russell (Warranwood) - 424 runs @ 35.33 (HS - 147)
Andrew Johnstone (Ainslie Park) - 395 runs @ 43.89 (HS - 124)
Damian Ford (Montrose) - 362 runs @ 45.25 (HS - 155*)
Angus Redfern (Croydon Ranges) - 323 runs @ 29.36 (HS - 122)
Beau Hawkins (Yarra Junction) - 322 runs @ 26.83 (HS - 74)
Rob Glide (Wonga Park) - 311 runs @ 34.56 (HS - 102)

Hard Hitters

78 (66 x 4s, 12 x 6s) - Julian Holland (Yarra Glen)
75 (67/8) - Travis Gloury (Yarra Glen)
69 (49/20) - Glenn Spencer (Croydon Ranges)
61 (55/6) - Darren Walles (Ainslie Park)
55 (43/12) - Damien Ford (Montrose)
53 (52/1) - Angus Redfern (Croydon Ranges)
48 (43/5) - Chris Whittaker (Croydon Ranges)
43 (36/7) - Nathan Russell (Warranwood)
41 (36/5) - Beau Hawkins (Yarra Junction)
37 (30/7) - Alan Love (Warranwood)

Centuries

187* - Glenn Spencer (Croydon Ranges) vs Wonga Park
168 - Josh Bromiley (Montrose) vs Yarra Glen
155* - Damian Ford (Montrose) vs Wonga Park
147 - Nathan Russell (Warranwood) vs Yarra Junction
139 - Travis Gloury (Yarra Glen) vs Croydon Ranges
132* - David Tucker (Croydon Ranges) vs Wonga Park
124 - Andrew Johnstone (Ainslie Park) vs Wonga Park
123 - Bailey Mullens (Wonga Park) vs Montrose
122 - Angus Redfern (Croydon Ranges) vs Hoddles Creek
121 - Jason Lovell (Wonga Park) vs Yarra Glen
120 - Brodie Hood (Wonga Park) vs Yarra Junction
115 - Darren Walles (Ainslie Park) vs Warranwood
113 - Matthew Milne (Wonga Park) vs Yarra Junction
112 - Travis Gloury (Yarra Glen) vs Yarra Junction
105* - Troy Poynton (Yarra Junction) vs Croydon Ranges
104 - Julian Holland (Yarra Glen) vs Yarra Junction
103* - Tyson Bissells (Croydon Ranges) vs Yarra Glen
102* - David Payne (Croydon Ranges) vs Yarra Glen
102* - Julian Holland (Yarra Glen) vs Ainslie Park
102 - Rob Glide (Wonga Park) vs Montrose
102 - Brandon Ryan (Warranwood) vs Yarra Glen
100* - Travis Gloury (Yarra Glen) vs Ainslie Park

Partnerships

238* - Damian Ford & Brad Felstead, Montrose vs Wonga Park
218 - Josh Bromiley & Nicholas Day, Montrose vs Yarra Glen
183 - Julian Holland & Travis Gloury, Yarra Glen vs Croydon Ranges
175 - Nathan Russell & Brooklyn Mitchell, Warranwood vs Yarra Junction
168 - David Tucker & Glenn Spencer, Croydon Ranges vs Wonga Park
167 - Julian Holland & Travis Gloury, Yarra Glen vs Warranwood

163 - Matt Phillips & Matthew Milne, Wonga Park vs Yarra Junction
157 - Brodie Hood & Lachlan McBain, Wonga Park vs Yarra Junction
149 - David Tucker & Rohan Schulties, Croydon Ranges vs Wonga Park
134 - Jackson Colledge & Bailey Mullens, Wonga Park vs Montrose

Wicket Takers

Bradley Cole-Sinclair (Hoddles Creek) - 31 wickets @ 10.84 (BB - 6/23)
Tyler Reed (Yarra Junction) - 28 wickets @ 13.68 (BB - 5/42)
Bailey Yelland (Montrose) - 23 wickets @ 17.43 (BB - 4/44)
Liam Wisniewski-Payne (Hoddles Creek) - 21 wickets @ 15.33 (BB - 5/21)
Anthony Crowe (Wonga Park) - 21 wickets @ 20.29 (BB - 6/67)
Ethan Yates (Croydon Ranges) - 19 wickets @ 17.58 (BB - 5/30)
Jai Hayes (Warranwood) - 18 wickets @ 18.39 (BB - 5/31)
Darren Walles (Ainslie Park) - 17 wickets @ 13.94 (BB - 5/29)
Angus Burt (Warranwood) - 16 wickets @ 15.75 (BB - 3/12)
Alan Love (Warranwood) - 15 wickets @ 12.80 (BB - 2/7)
Oscar Lyons (Hoddles Creek) - 15 wickets @ 16.60 (BB - 4/30)
Tom Kennedy (Montrose) - 15 wickets @ 24.87 (BB - 3/42)

5 Wicket Hauls

6/23 - Bradley Cole-Sinclair (Hoddles Creek) vs Montrose
6/56 - Daniel Woodrow (Croydon Ranges) vs Hoddles Creek
6/67 - Anthony Crowe (Wonga Park) vs Yarra Junction
6/82 - Anthony Crowe (Wonga Park) vs Ainslie Park
5/8 - Bradley Cole-Sinclair (Hoddles Creek) vs Ainslie Park
5/21 - Mark Sealey (Ainslie Park) vs Warranwood
5/21 - Liam Wisniewski-Payne (Hoddles Creek) vs Yarra Junction
5/26 - Andrew Johnstone (Ainslie Park) vs Hoddles Creek
5/29 - Darren Walles (Ainslie Park) vs Hoddles Creek
5/30 - Ethan Yates (Croydon Ranges) vs Wonga Park
5/31 - Jai Hayes (Warranwood) vs Wonga Park
5/42 - Tyler Reed (Yarra Junction) vs Hoddles Creek
5/43 - Matthew Barr (Ainslie Park) vs Croydon Ranges
5/53 - Phillip Cowan (Yarra Glen) vs Ainslie Park
5/58 - Bradley Cole-Sinclair (Hoddles Creek) vs Wonga Park

The Glovemen

Julian Holland (Yarra Glen) - 15 catches, 5 stumpings, 2 run outs
Glenn Spencer (Croydon Ranges) - 10 catches, 3 stumpings, 2 run outs
Brodie Hood (Wonga Park) - 10 catches, 2 stumpings, 0 run outs
Lincoln Walker (Montrose) - 11 catches, 1 stumpings, 1 run out
Craig Buchan (Warranwood) - 11 catches, 0 stumpings, 0 run outs
Rylan Bomford (Yarra Junction) - 6 catches, 3 stumpings, 0 run outs
Liam Russell (Warranwood) - 7 catches, 1 stumping, 3 run outs
David Sykes (Ainslie Park) - 4 catches, 0 stumpings, 0 run outs
Thomas Glide (Wonga Park) - 3 catches, 1 stumping, 0 run outs

Safe Hands



10 catches - Charlie Watts (Yarra Glen)
9 catches - Bailey Yelland (Montrose)
7 catches - Cameron Day (Montrose)
7 catches - Tyson Bissels (Croydon Ranges)
7 catches - Joshua Torney (Croydon Ranges)
7 catches - Anthony Biddiscombe (Yarra Glen)
7 catches - Anthony Crowe (Wonga Park)

JOHN SPRINGETT SHIELD

Premiers: St Andrews CC

#	TEAM	P	PTS	BP	Q	W	L	TIE	N/R	BYE
1	Wandin CC 2nd XI	14	60.0	2.000	1.232	8	5	0	1	0
2	St Andrews 3rd XI	14	58.0	2.000	1.290	8	5	0	1	0
3	Lilydale 3rd XI	14	52.0	0	0.923	7	6	0	1	0
4	Healesville 2nd XI	14	48.0	2.000	1.018	6	7	0	1	0
5	Kilsyth 3rd XI	14	46.0	0	0.971	6	7	0	1	0
6	Wantirna South 3rd XI	14	46.0	0	0.942	6	7	0	1	0
7	Lusatia Park 2nd XI	14	46.0	2.000	0.927	6	7	0	1	0
8	Eastfield 2nd XI	14	36.0	0	0.799	5	8	0	1	0

Grand Final

 St Andrews 3rd XI	6/150 (54.1)	<div style="background-color: #333; color: white; padding: 2px; text-align: center; font-weight: bold;">GRAND FINAL</div> <div style="display: flex; align-items: center; gap: 5px;"> <div style="font-size: 0.8em;">📅</div> Two Day+ </div> <div style="display: flex; align-items: center; gap: 5px; margin-top: 5px;"> <div style="font-size: 0.8em;">📅</div> 01:00 PM, Sat, 23 Mar 24 01:00 PM, Sun, 24 Mar 24 </div> <div style="display: flex; align-items: center; gap: 5px; margin-top: 5px;"> <div style="font-size: 0.8em;">📍</div> J.W Manson Reserve / East Oval </div>
 Healesville 2nd XI	10/147 (59)	

Run Makers

Bryce Edwards (Wandin) - 704 runs @ 70.40 (HS - 198)
Ashley Webb (Wantirna South) - 659 runs @ 73.22 (HS - 138*)
Jonny Heywood (Healesville) - 547 runs @ 78.14 (HS - 113)
David Marshall (Wandin) - 448 runs @ 40.73 (HS - 73)
Joel Galvin (Wandin) - 431 runs @ 33.15 (HS - 85)
Joel Wells (St Andrews) - 375 runs @ 41.67 (HS - 126*)
Kieran Cantwell (Lusatia Park) - 354 runs @ 44.25 (HS - 66)
Robert Hutchings (Kilsyth) - 344 runs @ 26.46 (HS - 64)
Max Wallace (Healesville) - 337 runs @ 28.08 (HS - 66)
Daniel Barker (Lilydale) - 325 runs @ 29.55 (HS - 58)

Hard Hitters

69 (68 x 4s, 1 x 6s) - Bryce Edwards (Wandin)
68 (60/8) - Jonny Heywood (Healesville)
54 (53/1) - Joel Wells (St Andrews)
47 (46/1) - Michael Davern (Healesville)
46 (46/0) - Mark Unternahrer (Kilsyth)
46 (43/3) - Chris Reynolds (Lusatia Park)
44 (43/1) - Kieran Cantwell (Lusatia Park)
43 (28/15) - Adam Richards (St Andrews)
43 (40/3) - Justin Smith (Kilsyth)
40 (37/3) - David Marshall (Wandin)
40 (36/4) - Adam Sajive (St Andrews)

Centuries

198 - Bryce Edwards (Wandin) vs Healesville
147 - Chris Reynolds (Lusatia Park) vs Wandin
138* - Ashley Webb (Wantirna South) vs St Andrews
133 - Caleb Webb (Wantirna South) vs Lilydale
128 - Allen Sajive (St Andrews) vs Kilsyth
126* - Joel Wells (St Andrews) vs Wantirna South
126 - Bryce Edwards (Wandin) vs Kilsyth
122 - Tim Thorne (Wandin) vs Lusatia Park
119 - Sumant Gupta (Lusatia Park) vs St Andrews
117* - Chris Reynolds (Lusatia Park) vs Wandin
116* - Ashley Webb (Wantirna South) vs Kilsyth
116* - Mark Unternahrer (Kilsyth) vs Wandin
115 - Yug Pandya (St Andrews) vs Healesville
113 - Jonny Heywood (Healesville) vs Kilsyth
109 - Ashley Webb (Wantirna South) vs Kilsyth
108* - Jonny Heywood (Healesville) vs Lusatia Park
104 - Simon Inglefinger (Wantirna South) vs Lusatia Park
101* - Luke Falkingham (Wandin) vs Lilydale
100* - Daniel Caton (Kilsyth) vs St Andrews

Partnerships

210* - Joel Wells & Harrison Bedford, St Andrews vs Wantirna South
173 - Joel Wells & Yug Pandya, St Andrews vs Healesville
166 - Simon Inglefinger & Angus Walker, Wantirna South vs Lusatia Park
155* - Kieran Cantwell & Chris Reynolds, Lusatia Park vs Wandin
139 - Adam Richards & Adam Rixham, St Andrews vs Wandin
137 - Ben Wallace vs Jonny Heywood, Healesville vs Kilsyth
133* - Bryce Edwards & David Marshall, Wandin vs Wantirna South
131 - Joel Galvin & Tim Thorne, Wandin vs Lusatia Park

127 - Ricky Painter & Bryce Edwards, Wandin vs Healesville
126 - Ashley Webb & John Burton, Wantirna South vs Kilsyth

Wicket Takers

Joel Galvin (Wandin) - 30 wickets @ 19.33 (BB - 4/28)
Ashley Webb (Wantirna South) - 27 wickets @ 13.26 (BB - 6/68)
Steve Howard (St Andrews) - 22 wickets @ 20.59 (BB - 4/7)
Adam Richards (St Andrews) - 21 wickets @ 15.57 (BB - 4/25)
Brenton Damrow (Healesville) - 20 wickets @ 17.80 (BB - 5/53)
Cooper Doughty (Lilydale) - 19 wickets @ 15.16 (BB - 4/28)
Tyler McGrath (St Andrews) - 19 wickets @ 17.89 (BB - 3/27)
Darshan Valji (St Andrews) - 18 wickets @ 16.83 (BB - 7/10)
Jason Kneebone (Wandin) - 17 wickets @ 20.47 (BB - 4/29)
Jack Drummond (Healesville) - 17 wickets @ 21.24 (BB - 4/25)
Justin Smith (Kilsyth) - 17 wickets @ 22.35 (BB - 5/26)
Luke Spencer (Lilydale) - 17 wickets @ 26.12 (BB - 3/28)
Mitchell Kogelman (Wandin) - 17 wickets @ 26.65 (BB - 4/15)

5 Wicket Hauls

7/10 - Darshan Valji (St Andrews) vs Wantirna South
6/18 - Riley Cameron (Healesville) vs Lilydale
6/30 - Gavin Doherty (Eastfield) vs Healesville
6/64 - Kieran Hanley (Lilydale) vs Healesville
6/68 - Ashley Webb (Wantirna South) vs Eastfield
5/19 - Matthew Young (Kilsyth) vs Healesville
5/25 - Liam Thomas (Eastfield) vs Lilydale
5/26 - Justin Smith (Kilsyth) vs Lusatia Park
5/32 - Sean Milton (St Andrews) vs Eastfield
5/33 - Jackson Wright (Lusatia Park) vs Healesville
5/37 - Bhavin Movaliya (Lusatia Park) vs Eastfield
5/44 - Kalum Serasinghe (Eastfield) vs Healesville
5/50 - Viren Kumar (Lusatia Park) vs St Andrews
5/53 - Brenton Damrow (Healesville) vs Lusatia Park
5/82 - Premdeep Singh (Healesville) vs Eastfield

The Glovemen

Braydan Mayoh (St Andrews) - 15 catches, 4 stumpings, 2 run outs
Bryce Edwards (Wandin) - 14 catches, 0 stumpings, 0 run outs
Rick Painter (Wandin) - 8 catches, 0 stumpings, 1 run out
Sumant Gupta (Lusatia Park) - 7 catches, 1 stumping, 2 run outs
Aaron Kinghorn (Wantirna South) - 7 catches, 1 stumping, 6 run outs
Michael Baker (Eastfield) - 4 catches, 3 stumpings, 2 run outs
Luke Green (Lilydale) - 5 catches, 0 stumpings, 1 run out
Lachlan Jolley (Kilsyth) - 4 catches, 1 stumping, 0 run outs
William Beard (Kilsyth) - 3 catches, 2 stumpings, 0 run outs

Safe Hands

9 catches - John Burton (Wantirna South)
6 catches - Mark Unternahrer (Kilsyth)
6 catches - Joel Galvin (Wandin)
6 catches - Ashley Webb (Wantirna South)
6 catches - Stuart Parker (Lusatia Park)
6 catches - Bhavin Movaliya (Lusatia Park)
5 catches - Justin Smith (Kilsyth)
5 catches - David Marshall (Wandin)



- 5 catches - Robert Hutchings (Kilsyth)
- 5 catches - Riley Cameron (Healesville)
- 5 catches - Patty Bruzzese (Wandin)
- 5 catches - Luke Spencer (Lilydale)
- 5 catches - Tyler Seeger (Wandin)

“A” GRADE – NEIL TULL SHIELD

Premiers: Seville CC

#	TEAM	P	PTS	BP	Q	W	L	TIE	N/R	BYE
1	Seville Burras 3XI	17	84.0	0	1.677	13	2	0	2	0
2	Chirnside Park 3rd XI	17	66.0	0	1.273	9	4	1	3	0
3	Powelltown 1st XI	17	60.0	0	1.249	9	6	0	2	0
4	Croydon North 2nd XI	17	57.0	0	1.103	8	6	1	2	0
5	St Andrews 4th XI	17	48.0	0	0.982	7	8	0	2	0
6	Norwood CC 4th XI	17	48.0	0	0.975	7	8	0	2	0
7	South Croydon 3rd XI	17	33.0	0	0.638	4	10	0	3	0
8	Heathwood CC 3rd XI	17	12.0	0	0.504	1	14	0	2	0

Grand Final



 <p>Seville Burras 3XI</p>	<p>8/175 (36)</p> <p>FINAL</p>	<p>GRAND FINAL</p> <p>📅 One Day</p> <p>📅 01:00 PM, Sat, 16 Mar 24</p> <p>📍 Seville Recreation Reserve / North Oval</p>	<p>></p>
 <p>Chirnside Park 3rd XI</p>	<p>10/75 (35.2)</p>		

“B” GRADE – ANN PASCOE SHIELD

Premiers: Wonga Park CC

#	TEAM	P	PTS	BP	Q	W	L	TIE	N/R	BYE
1	Templeton 3rd XI	17	66.0	0	1.632	10	5	0	2	0
2	Wonga Park CC 4th XI	17	63.0	0	0.945	9	5	0	3	0
3	Mooroolbark 3rd XI Men's	17	54.0	0	1.226	8	7	0	2	0
4	Warrandyte 4th XI	17	54.0	0	1.076	8	7	0	2	0
5	Mt Evelyn 3rd XI	17	54.0	0	1.050	8	7	0	2	0
6	South Warrandyte 3rd XI	17	54.0	0	0.902	8	7	0	2	0
7	Croydon Ranges CC 4th XI	17	36.0	0	0.708	5	10	0	2	0
8	North Ringwood 4th XI	17	27.0	0	0.739	3	11	0	3	0

Grand Final



 Templeton 3rd XI	10/121 <small>(33.1)</small> FINAL	<div style="background-color: #333; color: white; padding: 5px; display: inline-block;">GRAND FINAL</div>  One Day  01:00 PM, Sat, 16 Mar 24  Milpera Reserve / Milpera Reserve	
 Wonga Park CC 4th XI	8/122 <small>(35.3)</small>		

“C” GRADE – DJ STRACHAN SHIELD

Premiers: Coldstream CC

#	TEAM	P	PTS	BP	Q	W	L	TIE	N/R	BYE
1	Coldstream 2ndXI	17	66.0	0	1.313	10	5	0	2	0
2	Kilsyth 4th XI	17	63.0	0	1.107	9	5	0	3	0
3	Montrose 5th XI	17	63.0	0	1.105	9	5	0	3	0
4	Healesville 3rd XI	17	57.0	0	0.955	8	6	0	3	0
5	Chirnside Park 4th XI	17	54.0	0	1.291	8	7	0	2	0
6	Mt Evelyn 4th XI	17	42.0	0	0.803	6	9	0	2	0
7	Boronia Hawks 4th XI	17	36.0	0	0.880	5	10	0	2	0
8	Bayswater Park 3rd XI	17	27.0	0	0.686	3	11	0	3	0

Grand Final


 <p>Coldstream 2ndXI</p>	<p>7/176 (36)</p> <p>FINAL</p>	<p>GRAND FINAL</p> <p>📅 One Day</p> <p>📅 01:00 PM, Sat, 16 Mar 24</p> <p>📍 Coldstream Recreation Reserve / Halle Supple Oval</p>
 <p>Kilsyth 4th XI</p>	<p>7/158 (36)</p>	

“D” GRADE – ADRIAN HAMMOND

Premiers: St Andrews CC

#	TEAM	P	PTS	BP	Q	W	L	TIE	N/R	BYE
1	Warranwood 4XI	17	78.0	0	2.503	12	3	0	2	0
2	St Andrews 5th XI	17	75.0	0	1.296	11	3	0	3	0
3	Warrandyte 5th XI	17	66.0	0	1.336	10	5	0	2	0
4	Wonga Park CC 5th XI	17	63.0	0	1.371	9	5	0	3	0
5	East Ringwood 4XI	17	42.0	0	0.903	6	9	0	2	0
6	Yarra Junction 3rdXI	17	36.0	0	0.495	5	10	0	2	0
7	Yarra Glen Senior Men 2nd XI	17	33.0	0	0.629	4	10	0	3	0
8	Lilydale 4th XI	17	30.0	0	0.710	4	11	0	2	0

Grand Final

 Warranwood 4XI 9/162 (36) FINAL	GRAND FINAL One Day 01:00 PM, Sat, 16 Mar 24 Quambee Reserve / Oval 2 - West Oval
 St Andrews 5th XI 6/175 (36)	

“E” GRADE - Stuart Minetti Shield

Premiers: Ainslie Park CC

#	TEAM	P	PTS	BP	Q	W	L	TIE	N/R	BYE
1	Ainslie Park 4th XI	17	84.0	0	2.094	12	1	0	4	0
2	Wantirna 1st XI	17	78.0	0	1.580	11	2	0	4	0
3	Seville Burras 4XI	17	72.0	0	1.237	11	4	0	2	0
4	Mooroolbark 4th XI Men's	17	48.0	0	1.011	7	8	0	2	0
5	Croydon Ranges CC 5th XI	17	42.0	0	0.984	6	9	0	2	0
6	Warrandyte 6th XI	17	36.0	0	0.717	4	9	0	4	0
7	Norwood CC 5th XI	17	36.0	0	0.559	4	9	0	4	0
8	Wantirna South 4th XI	17	8.0	0	0.539	1	13	0	2	0

Grand Final

Ainslie Park 4th XI

5/162
(36)

FINAL

Wantirna 1st XI

10/145
(34.3)

GRAND FINAL

📅 One Day

📅 01:00 PM, Sat, 16 Mar 24

📍 Gracedale Park / Gracedale Park


>

“F” GRADE – IAN DENCH SHIELD

Premiers: St Andrews CC

#	TEAM	P	PTS	BP	Q	W	L	TIE	N/R	BYE
1	Kilsyth 5th XI	17	75.0	0	1.436	11	3	0	3	0
2	St Andrews 6th XI	17	69.0	0	1.276	10	4	0	3	0
3	South Croydon 4th XI	17	57.0	0	0.843	8	6	0	3	0
4	Lilydale 5th XI	17	52.0	0	1.079	9	4	0	2	0
5	Templeton 4th XI	17	45.0	0	1.302	6	8	0	3	0
6	Heathwood CC 4th XI	17	36.0	0	0.860	4	9	0	4	0
7	South Warrandyte 4th XI	17	36.0	0	0.610	4	8	0	4	0
8	Mt Evelyn 5th XI	17	22.0	0	0.783	4	9	0	2	0

Grand Final


 Kilsyth 5th XI	8/159 (36)	<div style="background-color: #333; color: white; padding: 2px; display: inline-block;">GRAND FINAL</div> One Day 01:00 PM, Sat, 16 Mar 24 Pinks Reserve / Roy Baldwin Oval
 St Andrews 6th XI	9/160 (35.2)	

“G” GRADE – JOHN MACMILLAN SHIELD

Premiers: Montrose CC

#	TEAM	P	PTS	BP	Q	W	L	TIE	N/R	BYE
1	Hoddles Creek 2nd XI	17	72.0	0	2.006	11	4	0	2	0
2	Montrose 6th XI	17	63.0	0	1.244	9	5	0	3	0
3	Chirnside Park 5th XI	17	60.0	0	1.311	9	6	0	2	0
4	Kilsyth 6th XI	17	60.0	0	0.964	9	6	0	2	0
5	Mooroolbark 5th XI Men's	17	47.0	0	1.115	7	6	0	3	0
6	Wandin CC 3rd XI	17	38.0	0	0.887	6	8	0	2	0
7	Lusatia Park 3rd XI	17	30.0	0	0.574	4	11	0	2	0
8	Healesville 4th XI	17	30.0	0	0.518	3	10	0	4	0


Grand Final



Hoddles Creek 2nd XI

10/115
(34.5)


FINAL





Montrose 6th XI

4/116
(24)

GRAND FINAL

 One Day

 01:00 PM, Sat, 16 Mar 24






 Hoddles Creek Community Reserve / Hoddles Creek Community Reserve

“H” GRADE – TIMOTHY COURT SHIELD

Premiers: Norwood CC

#	TEAM	P	PTS	BP	Q	W	L	TIE	N/R	BYE
1	Norwood CC 6th XI	16	79.5	0	1.393	11	2	0	3	1
2	St Andrews 7th XI	16	67.5	0	0.959	9	4	0	3	1
3	Warranwood 5XI	16	61.5	0	1.386	8	5	0	3	1
4	Wonga Park CC 6th XI	17	59.0	0	1.013	9	6	0	2	0
5	North Ringwood 5th XI	16	45.5	0	1.053	6	5	0	3	1
6	East Ringwood 5XI	16	41.0	0	1.424	7	4	0	2	1
7	Eastfield 3rd XI	16	22.0	0	0.581	1	11	0	4	1

Grand Final


 Norwood CC 6th XI	6/130 (36)	<div style="background-color: #333; color: white; padding: 2px; text-align: center; font-weight: bold;">GRAND FINAL</div> <ul style="list-style-type: none">  One Day  01:00 PM, Sat, 16 Mar 24  Mullum Reserve / Oval 1 (Main)
 St Andrews 7th XI	10/89 (28.2)	

"1" GRADE – TONY GAWNE SHIELD

Premiers: Croydon Ranges CC

#	TEAM	P	PTS	BP	Q	W	L	TIE	N/R	BYE
1	Warranwood 6XI	16	87.0	0	1.692	12	1	0	3	1
2	Croydon Ranges CC 6th XI	16	72.0	0	1.414	10	3	0	2	1
3	Yarra Junction 4thXI	14	69.0	0	1.432	8	5	0	1	3
4	Warrandyte 7th XI	16	66.0	0	1.495	9	5	0	2	1
5	South Croydon 5th XI	16	30.0	0	0.472	3	11	0	2	1
6	Yarra Glen Senior Men 3rd XI	10	21.0	0	0.465	2	7	0	1	1
7	Seville Burras 5XI	14	7.0	0	0.391	1	7	0	1	3

Grand Final

 Warranwood 6XI 7/140 (36)	GRAND FINAL One Day 01:00 PM, Sat, 16 Mar 24 Silcock Reserve / North Oval
 Croydon Ranges CC 6th XI 7/141 (32.2)	

“J” GRADE - GREGOR MASON SHIELD

Premiers: Wonga Park CC

#	TEAM	P	PTS	BP	Q	W	L	TIE	N/R	BYE
1	Wonga Park CC 7th XI	17	69.0	0	1.292	9	3	1	4	0
2	Ainslie Park 5th XI	17	63.0	0	1.140	9	5	0	3	0
3	Bayswater Park 4th XI	17	60.0	0	1.670	8	5	1	3	0
4	St Andrews 8th XI	17	45.0	0	0.902	6	8	0	3	0
5	Wantirna 2nd XI	17	42.0	0	0.760	5	8	1	3	0
6	Templeton 5th XI	17	27.0	0	0.640	2	10	1	4	0

Grand Final


 Wonga Park CC 7th XI	4/139 (30.2)	<div style="background-color: #333; color: white; padding: 2px; display: inline-block;">GRAND FINAL</div>  One Day  01:00 PM, Sat, 16 Mar 24  Wonga Park Reserve / Oval #1
 Ainslie Park 5th XI	9/136 (35.3)	

Masters 1 - Peter White Memorial Shield

Premiers: Lower Eltham CC

#	TEAM	P	PTS	Q	W	L	TIE	N/R	BYE
1	Warranwood Over 40	7	13.0	1.428	6	0	0	1	0
2	Box Hill North Super Kings Over 40	7	10.0	0.957	5	2	0	0	0
3	Lower Eltham Over 40	7	9.0	1.265	4	2	0	1	0
4	Bulleen Templestowe Over 40	7	5.0	1.219	2	4	0	1	0
5	North Ringwood Over 40	7	5.0	0.897	2	4	0	1	0
6	Wonga Park Over 40 (1)	7	0	0.455	0	6	0	0	0

Grand Final



 <p>Lower Eltham Over 40</p>	<p>7/205 (36)</p> <p>FINAL</p>	<p>GRAND FINAL</p> <p>📅 One Day</p> <p>📅 01:00 PM, Sun, 25 Feb 24</p> <p>📍 Eltham Lower Park / Oval 2 - South</p>
 <p>Bulleen Templestowe Over 40</p>	<p>9/168 (33.1)</p>	

Masters 2 - Ken Johnston Trophy

Premiers: Notting Hill Brandon Park CC

#	TEAM	P	PTS	Q	W	L	TIE	N/R	BYE
1	South Warrandyte Over 40	7	11.0	1.358	5	1	0	1	0
2	Notting Hill Brandon Park Over 40	7	10.0	1.538	5	2	0	0	0
3	Mooroolbark Over 40	7	10.0	0.964	5	2	0	0	0
4	Croydon Ranges Over 40	7	8.0	1.028	4	3	0	0	0
5	Heatherdale Over 40	7	7.0	0.791	3	3	0	1	0
6	Burwood District Over 40	7	5.0	0.840	2	4	0	1	0
7	Glen Waverley Cougars Over 40	7	5.0	0.646	2	4	0	1	0
8	Mulgrave Wheelers Hill Over 40	7	0	0	0	0	0	0	0

Grand Final

 <p>Notting Hill Brandon Park Over 40</p>	<p>8/186 (34.3)</p> <p>FINAL</p>	<p>GRAND FINAL</p> <p>📅 One Day</p> <p>📅 01:00 PM, Sun, 25 Feb 24</p> <p>📍 Columbia Park / Columbia Park</p>
 <p>Croydon Ranges Over 40</p>	<p>10/179 (36)</p>	

Masters 3 - Bill and Marg Stafford Trophy

Premiers: Kerrimuir United CC

#	TEAM	P	PTS AVG	PTS	Q	W	L	TIE	BYE
1	Park Orchards Over 40	5	1.40	7.0	0.782	3	1	1	2
2	Mitcham Over 40	6	1.33	8.0	1.426	4	2	0	1
3	Deakin Over 40	6	1.17	7.0	2.963	3	1	1	1
4	Kerrimuir United Over 40	5	1.00	5.0	0.791	2	2	0	2
5	Templestowe Over 40	6	0.17	1.0	0.323	0	5	0	1

Grand Final

Deakin Over 40

6/151
(36)

FINAL

GRAND FINAL

One Day

01:00 PM, Sun, 25 Feb 24

Bennettswood Reserve / South Oval

Kerrimuir United Over 40

7/121
(36)

>

Women's - A Grade

Premiers: Mooroolbark CC

#	TEAM	P	PTS	BP	Q	W	L	TIE	N/R	BYE
1	Mooroolbark 1st XI Women's	16	89.0	0	2.520	13	1	0	2	2
2	Bayswater Park Topcat Healthcare Womens 1st XI	15	87.0	0	2.394	12	2	0	1	3
3	Norwood Senior Women 1st XI	16	75.0	0	1.406	11	4	0	1	2
4	Canterbury Senior Women 1XI	14	54.0	0	0.841	5	9	0	0	4
5	St Johns Tecoma Women 1st XI	16	41.0	0	0.587	5	10	0	1	2
6	Belgrave Women's XI Unlock Real Estate	15	35.0	0	0.547	3	11	0	1	3
7	Lusatia Park Senior Women 1XI	16	19.0	0	0.421	1	12	0	2	2

Grand Final






 <p>Mooroolbark 1st XI Women's</p> <p>3/87 (25.3)</p> <p>FINAL</p>	<p>GRAND FINAL</p> <p>📅 One Day</p> <p>📅 01:00 PM, Sun, 17 Mar 24</p> <p>📍 Kiloran Park / Oval 1 - South</p>
 <p>Bayswater Park Topcat Healthcare Womens 1st XI</p> <p>8/85 (36)</p>	

Women's - B Grade

Premiers: Officer CC

#	TEAM	P	PTS	BP	Q	W	L	TIE	N/R	BYE
1	Officer Senior Women Officer 1stXI	18	85.0	0	2.218	15	1	0	1	0
2	Warranwood Senior Women	18	71.0	0	1.305	13	4	0	1	0
3	Mountain Gate W 1XI	18	59.0	0	1.451	10	6	0	2	0
4	Montrose Senior Women Montrose Womans 1st XI	18	53.0	0	1.047	9	8	0	1	0
5	<u>Wyclif Senior Women</u>	18	39.0	0	0.867	7	9	0	2	0
6	Yarra Junction Senior Women	18	35.0	0	0.653	6	11	0	1	0
7	Heatherdale Senior Women	18	33.0	0	0.743	5	11	0	2	0
8	Canterbury Senior Women 2XI	18	31.0	0	0.704	5	12	0	1	0

Grand Final

 Officer Senior Women Officer 1stXI 8/135 (36)	GRAND FINAL  One Day  01:00 PM, Sun, 17 Mar 24  Rob Porter Recreation Reserve / Oval 1
 Warranwood Senior Women 7/119 (36)	FINAL

Women's - C Grade Blue

Premiers: St Andrews CC

#	TEAM	P	PTS	Q	W	L	TIE	N/R	BYE
1	St Andrews Women's 1st XI	18	106.0	1.842	16	0	0	2	5
2	Blackburn Senior womens 1XI	18	70.0	0.957	10	7	0	1	5
3	Chirnside Park 1st XI	18	66.0	1.114	9	6	0	1	5
4	North Ringwood Senior Women First X1	18	62.0	0.975	9	7	0	1	5
5	Officer Senior Women Officer 2ndXI	18	50.0	0.986	6	11	0	1	5
6	Norwood Senior Women 2nd XI	18	32.0	0.722	2	13	0	2	5

Grand Final



 <p>St Andrews Women's 1st XI</p>	<p>4/166 (30)</p> <p>FINAL</p>	<p>GRAND FINAL</p> <p>📅 One Day</p> <p>📅 01:00 PM, Sun, 17 Mar 24</p> <p>📍 J.W Manson Reserve / East Oval</p>	<p>></p>
 <p>Blackburn Senior womens 1XI</p>	<p>5/147 (30)</p>		

Women's - C Grade White

Premiers: Kilsyth CC

#	TEAM	P	PTS	Q	W	L	TIE	N/R	BYE
1	Kilsyth Senior Women	18	85.0	2.321	14	1	1	2	0
2	Wandin CC 1st XI	18	65.0	1.584	11	5	1	1	0
3	Templeton CC Women	18	43.0	0.801	7	9	0	2	0
4	Mooroolbark 2nd XI Women's	18	31.0	0.520	5	12	0	1	0
5	Bayswater Park State Plus Womens 2nd XI	18	28.0	0.645	4	10	0	2	0
6	Montrose Senior Women Montrose Womans 2nd XI	18	14.0	0.391	1	10	0	3	0

Grand Final


 <p>Kilsyth Senior Women</p>	<p>2/65 (14.3)</p> <p>FINAL</p>	<p>GRAND FINAL</p> <p>One Day</p> <p>01:00 PM, Sun, 17 Mar 24</p> <p>Pinks Reserve / Alan Smith Oval</p>	<p>></p>
 <p>Wandin CC 1st XI</p>	<p>10/64 (30)</p>		

Women's - D Grade

Premiers: Wonga Park CC

#	TEAM	P	PTS AVG	PTS	Q	W	L	TIE	N/R	BYE
1	Wonga Park CC 1st XI	16	3.13	50.0	1.454	12	3	0	1	0
2	Ainslie Park / Croydon Ranges Senior Women 1st XI	16	3.00	48.0	1.087	11	3	1	1	0
3	Warrandyte Women 1st XI	16	1.50	24.0	1.777	5	9	1	1	0
4	St Andrews Women's 2nd XI	16	0.38	6.0	0.353	1	14	0	1	0

Grand Final



Wonga Park CC 1st XI

5/123
(20)

FINAL


GRAND FINAL

T20

01:00 PM, Sun, 17 Mar 24

Wonga Park Reserve / Oval #1

>



Ainslie Park / Croydon Ranges Senior Women 1st XI

4/88
(20)

AWARD WINNERS

CLUB CHAMPIONSHIP – Phil McCallum award

Winner St Andrews CC

SPIRIT OF CRICKET TROPHY – Ron Ellis award

(Professional Umpires rate teams that compete in the top five grades, in 5 categories, at end of each match)

Winner Croydon Ranges CC

BEST ADMINISTERED CLUB – Bob Bisset award

(Senior Committee introduced this award in season 2010/11 and it selects the winner)

Winner Lusatia Park CC

UMPIRE OF THE YEAR TROPHY – Ken Dunham award

(based on the ratings given by team captains after each round)

Winner Lothar Pilz

FRED HODGKINS ALL STAR TEAM OF THE YEAR

Player	Club
Shane Findlay (Capt)	Montrose
Bradley Yates	East Ringwood
Jacob Crowe	Montrose
Taylor Gibson	East Ringwood
Michael King	South Croydon
Shifran Muthalif	Lilydale
Tom Stray	Ainslie Park
Jake Sali	Norwood
Quinton Hodgkinson	Lilydale
Isaac Delaney	East Ringwood
Cooper Grigg	Montrose

BEST and FAIREST AWARDS

(Decided on umpires votes)

Bill Dean Medal - Lindsay Trollope Shield

Shifran Muthalif Lilydale

Bill Wilkins Medal – Bill Wilkins Cup

Benji Thomas Mooroolbark
Chris Moorhouse St Andrews

Stuart Newey Medal - Stuart Newey Plate

Fraser Day South Warrandyte

Steve Pascoe Medal – Steve Pascoe Shield

Cameron Eustice Ainslie Park

Pat Meehan Medal – Pat Meehan Shield

Scott Reece Eastfield

ALLROUNDER TROPHIES

Spencer Shield:

Andrew Eramo Norwood

Meehan Shield:

Scott Reece Eastfield

Pascoe Shield:

Kevin Bomford Yarra Junction

Newey Plate:

Robert Cramner Heathwood

Wilkins Cup:

Benji Thomas Mooroolbark

Trollope Shield:

Shifran Muthalif Lillydale

Women's - A Grade:

Sharnni Di Mauro Mooroolbark

Women's - B Grade:

Rachael Harris Wycliff

Women's - C Grade White:

Olivia Edwards Wandin

Women's - C Grade Blue:

Mel Gilmore

North Ringwood

Women's - D Grade:

Andrea Cummings

Warrandyte

BATTING and BOWLING AVERAGES

Qualifying criteria is as follows:

A batsman must bat in at least half the matches played by the team in the particular grade for the season and score more than 250 runs in that grade (for Modified grades it is 200 runs).

A bowler must bowl in at least half the matches played in the particular grade. In Trollope, Wilkins, Newey, Pascoe and Meehan, a bowler must deliver not less than 480 balls and take not less than 20 wickets, In the Modified grades it is 300 and 15 and all other grades it is 360 and 20. The Senior Committee may vary these conditions under special circumstances).

Lindsay Trollope Shield	Batting	Tom Stray 53.83	Ainslie Park
	Bowling	Quinton Hodgkinson 15.00	Lilydale
Bill Wilkins Cup	Batting	Chris Moorhouse 106.40	St Andrews
	Bowling	Will Spencer 14.80	Croydon Ranges
Stuart Newey Plate	Batting	Troy Hancock 62.00	Mt Evelyn
	Bowling	Jake Gilbert 13.35	Warranwood
Steve Pascoe Shield	Batting	David Lever 72.67	Yarra Junction
	Bowling	Kevin Bomford 10.84	Yarra Junction
Pat Meehan Shield	Batting	Chris Reynolds 63.33	Lusatia Park
	Bowling	Mitchell Tampaline 16.72	Healesville
Ian Spencer Shield	Batting	Matt Sutherland 42.42	St Andrews
	Bowling	Daniel Whelan 12.65	Coldstream
David Beatty Shield	Batting	Darren Westaway 64.83	Mt Evelyn

	Bowling	Jamie Shaw 11.50	Mt Evelyn
Don Smith Shield	Batting	Travis Gloury 113.00	Yarra Glen
	Bowling	Bradley Cole-Sinclair 10.84	Hoddles Creek
John Springett Shield	Batting	Bryce Edwards 84.13	Wandin
	Bowling	Ashley Webb 13.26	Wantirna South
Neil Tull Shield - A	Batting	Sugar Ray Turner 59.25	Chirnside Park
	Bowling	Stuart Thompson 12.88	Powelltown
Anne Pascoe Shield - B	Batting	Darryn Fisk 73.50	Mooroolbark
	Bowling	Robert Wilson 10.00	Mt Evelyn
DJ Strachan Shield - C	Batting	Dwayne Finch 81.00	Mt Evelyn
	Bowling	Ian Thompson 12.15	Coldstream
Adrian Hammond Shield - D	Batting	Martin Trembearth 84.50	Warranwood
	Bowling	Shaun Ison 12.95	Warrandyte
Stuart Minetti Shield - E	Batting	Jason Green 90.83	Wantirna
	Bowling	Andrew Peters 10.21	Ainslie Park
Ian Dench Shield - F	Batting	Nick Veljovic 135.50	Templeton
	Bowling	Lee Fletcher 11.70	Heathwood
John MacMillan Shield - G	Batting	Ash Hopkins 237.00	Montrose
	Bowling	Christopher Muller 12.42	Montrose
Timothy Court Shield - H	Batting	Matt Wilkins 138.00	East Ringwood
	Bowling	Benjamin Barnard 11.85	Eastfield
Tony Gawne Shield - I	Batting	Stephen Grocott 68.50	Warrandyte
	Bowling	Toby Pilton 7.30	Yarra Junction
Gregor Mason Shield - J	Batting	Steven Edmonds 62.25	Wonga Park

	Bowling	Luke Baker 8.76	Bayswater Park
--	---------	--------------------	----------------

Women's - A Grade	Batting	Briony Polkinghorne	Mooroolbark	74
	Bowling	Mahalakshmi Kasavaraj	Bayswater Park	6.05
Women's - B Grade	Batting	Rachael Harris	Wycliff	85.89
	Bowling	Amelia Kuth	Yarra Junction	5.43
Women's - C Grade W	Batting	Ashleigh Katoa	Kilsyth	63.8
	Bowling	Olivia Edwards	Wandin	5.4
Women's - C Grade B	Batting	Mel Gilmore	North Ringwood	132.5
	Bowling	Gemma Blundell	St Andrews	7.45
Women's - D Grade	Batting	Andrea Cummings	Warrandyte	85
	Bowling	Kiara Torney	Ainslie Park	13.2

SENIOR MENS PREMIERSHIPS WON from 1966/67 to 2023/2024

Club	Premierships	1st XI	Club	Premierships	1st XI
Wonga Park	50	4	Wantirna	18	6
Ainslie Park	41	5	Chirnside Park	17	5
Mooroolbark	36	11	Mt Evelyn	16	3
East Ringwood	35	8	Sth Warrandyte	15	5
North Ringwood	35	8	South Croydon	13	5
Wantirna South	35	6	Scoresby	12	2
Croydon Ranges	33	8	Boronia	11	0
St Andrews	33	6	Eastfield	10	3
Montrose	30	6	Heathwood	7	1
Kilsyth	29	3	Seville	3	0
Norwood	28	4	Yarra Glen	3	0
Templeton	28	5	Coldstream	2	1
Warrandyte	27	4	Healesville	2	0
Croydon North	26	9	Poweltown	2	0
Lilydale	24	5	Hoddles Creek	1	1
Bayswater Park	23	3	Wandin	1	0
Warranwood	21	9	Yarra Junction	1	0

- Croydon Ranges totals include premierships won by Croydon United and Croydon Hockeyers.
- Warranwood totals include premierships won by South Ringwood and Parkwood.
- Scoresby totals include premierships won by Scoresby Ferndale.
- Heathwood totals include premierships won by Heathmont Baptists



2023/2024 Sponsors